




EARTH DRILL SERIES 5



SUITABLE FOR 20 - 45 TONNE EXCAVATORS

The Series 5 Earth Drill range is the perfect choice for 20-45T excavators, and just like all our planetary drives in our line up they are highly engineered and built to last.

HIGH QUALITY HYDRAULIC MOTORS

Auger Torque's huge buying power means we work closely with high quality suppliers to develop the most reliable attachments available on the market today.

EPICYCLIC GEARBOX

Torque is amplified by using the unique Auger Torque planetary gearbox. This system allows the motors output torque to be multiplied with extreme efficiency as well as ensuring the durability and reliability you need.

FORGED HOOD EARS

Standard with all Earth Drills in areas that we know will take a lot of strain. All hood pins are locked for extra safety making it impossible for the hood to detach from your hitch.

NON-DISLODGE SHAFT

Unique to Auger Torque, the Non-Dislodgement Shaft is a single piece drive shaft assembled top down and locked into the Earth Drill housing. This design guarantees that the shaft will never fall out, making for a safer work environment, not only for the operator but also any surrounding workers, a **MUST-HAVE FEATURE** for any safety conscious company.



Visit the Auger Torque website to watch a demo

www.augertorqueusa.com

CALL +1 844 287 6300 | EMAIL sales@augertorqueusa.com | OR CONTACT YOUR NEAREST DEALER

EARTH DRILL - SERIES 5




Features

- ▶ Unique Auger Torque planetary gearbox offering high efficiency and extreme durability
- ▶ Single piece drive shaft
- ▶ Large main shaft bearings
- ▶ Heavy duty steel construction
- ▶ Compatible with Auger Torques range of Alignment and Torque Monitoring products for **accurate earth drilling applications.**
- ▶ Covered by Auger Torque's industry leading warranty

Applications

- ▶ Pre-augering
- ▶ Pole and mast installations
- ▶ Foundation piles
- ▶ Screw pile installations
- ▶ Rail applications
- ▶ Deep hole applications
- ▶ Well boring

Specifications

				
Model		26000-60	31000-60	48000-80
Carrier Weight	T	20-45	20-45	21-45
Excavators				
Torque Range	ft-lb	15126-26051	18151-31260	24557-49114
Oil Pressure Range	psi	2611-4496	2611-4496	2321-4641
Oil Flow Range	gpm	21-59	21-59	26-80
Speed Range	rpm	11-31	9-26	8-21
Unit Height	inch	56	56	61
Unit Diameter	inch	6	16	16
Unit Weight	lb	974	974	1058
Output Shaft Std	inch	3.94 Square	3.94 Square	3.94 Square
(adaptors available)				

Drilling Performance

Auger Series		PA	PA	PA
Auger Diameter*	inch	12-60	12-72	12-96
Drilling Depth*	ft	35-19	38-16	39-13

*Dependent on ground type

HITCH OPTIONS



Single Pin



Double Pin Cradle

EXTRAS



2-Way Valve
Converts single acting hammer into 2-way auxiliary flow



Adaptor Plate



Part of the Auger Torque Earthmoving range

EARTH DRILLS | AUGERS & WEAR PARTS | MAST-BASED DRILLING RIG | TRENCHERS | HAMMERS

www.augertorqueusa.com

CALL +1 844 287 6300

EMAIL sales@augertorqueusa.com

OR CONTACT YOUR NEAREST DEALER

99-97850 REV 1-2