



PRODUCT GUIDE

EXPERIENCE THE AUGER TORQUE DIFFERENCE



AUSTRALIA
ISSUE 14-01



Auger Torque USA



Auger Torque China

A Customer-Driven Global Company

Established in Europe in 1998, Auger Torque has created a new standard in the Earth Drill and Trencher Attachment market by putting you, the customer, at the centre of everything we do.

In 2005, after surveying the market carefully, we released a new range of innovative products, designed to provide unrivalled reliability and cost effective operation.

Auger Torque is proud to have become part of the Kinshofer Group of companies in 2015. With the backing of the German attachments giant Auger Torque has since enjoyed even greater growth in all areas of its business operations.

Auger Torque's five manufacturing bases around the globe are busy satisfying the ever-growing demand for high-quality products in over seventy countries and on all seven continents.

Auger Torque - A manufacturing company with Global distribution and dealer networks.



Auger Torque Europe



Auger Torque Australia

INDEX

EARTH DRILLS	8
AUGERS & WEAR PARTS	28
HARD ROCK AUGER	38
TRUCK CRANES & ROPE WIND HITCH	40
MAST-BASED DRILLING RIG	42
XHT SCREW PILE TORQUE HEADS	44
ALIGNMENT MONITOR	46
TORQUE MONITOR	47
TRENCHERS	48
ALUMINIUM RAMPS	54
PALLET FORKS	55
MIXER BOWLS	56
HEDGE TRIMMERS	57
STUMP PLANERS	58
MULCHERS	60



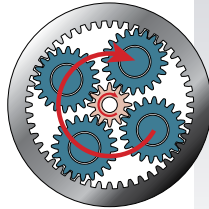
Innovation and Special Features



Robust Construction

DURABILITY

- Manufactured from high grade materials and precision engineered components
- Designed to withstand extreme working conditions
- High grade synthetic gear oil used for extra protection and long service life



Planetary Gearbox

POWER

- Designed, manufactured and assembled by Auger Torque
- Torque amplified
- High efficiency
- Extreme durability



Shallow Pitch Flights

EFFICIENCY

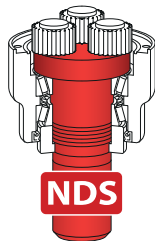
- Piling industry technology
- Holds earth on flights on removal
- Most efficient ratio between quantity of earth removed and speed of operation



Pilots

TOUGHNESS & ACCURACY

- Earth, Tungsten, Extra Dig and Rock Pilots
- Tough forged construction
- Easy fitting



Non-Dislodgement Shaft

SECURITY

- Unique design
- Single piece drive shaft
- Lifetime warranty against shaft dislodgement



Telescopic Extensions

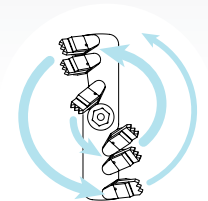
ADAPTABILITY

- Improves efficiency for deep hole drilling
- Innovative design significantly reduces swap-over time
- Easy adjustment to 3 heights
- Available for S5, S6 and PA augers

Constant Spiral Cut

IMPROVED PRODUCTIVITY

- Fresh cut every revolution
- Tooth holders angled to direct spoil onto auger flights efficiently
- Spoil broken up thoroughly
- Avoids clogging





Sometimes it's the simple ideas that work best and Auger Torque has always led the industry with creative design. In a world where maximising profit is vital to any business, we believe that our range of high quality attachments will allow you to exploit the full potential of your existing plant.

Designed for Your Environment

At Auger Torque we realise that one of the best ways to continually improve our extensive range of quality attachments is to not only listen to customer feedback but to put practical ideas into production. This policy of direct customer involvement has given us the reputation of being the specialists in the trenching and auger drive industry world-wide.



EARTH DRILLS

Applications include:

- Fencing
- Landscaping
- Tree planting
- Well boring
- Foundation piles
- Screw pile installations
- Ground source heat pumps
- Pole and mast installations
- Road signage
- Sound barriers
- Exploration and research

TRENCHERS

Applications include:

- Drainage
- Irrigation
- Ground source heat pumps
- Fibre optic installations
- Electrical cable installations
- Narrow strip foundations
- Gas and water piping



Our products incorporate many development features. The trench cleaner on our Trencher Attachments ensures a good clean cut with no residual spoil.



New products featuring the latest technology ensure that we are able to maximise your efficiency.



Quality is at the forefront of our philosophy.



Our R&D Test Facility puts our attachments through rigorous test procedures that exceed real-life demands.



All of our gearboxes use precision engineered components.

SHOCK LOCK™

Tooth Locking System


Are you tired of losing your teeth down the hole?

With our patented **Shock Lock™** Tooth Locking System this is now a thing of the past. Using the **Shock Lock™** pin and rubber insert in our unique **Shock Lock™** tooth holders ensures your Auger teeth are safely locked in place and protected against shock fractures.

Replacing worn teeth is a breeze with this system, simply knock out the old pin with a standard hole punch and the tooth will slide out of the pocket with ease.

Acclaimed as the best system on the market you will never need to worry about fitting spare teeth due to loss again.

**"Don't leave
your teeth
down the hole!"**



International Patents:

British Patent: 2404935

European Patent: 1507061

German Patent: 60 2004 009 250-9

Australian Patent: 2004203825

Canadian Patent: 2478443

US Patent: 7383901

**Patented
Design**

EARTH DRILLS

Features of our Earth Drills

FORGED HOOD EARS

Standard with all Earth Drills in areas that we know will take a lot of strain. All hood pins are locked for extra safety making it impossible for the hood to detach from your hitch.

HOSES & ADAPTORS

All Earth Drills come standard with high quality hoses and adaptors (excludes larger units. QRC's not included).

HIGH QUALITY HYDRAULIC MOTORS

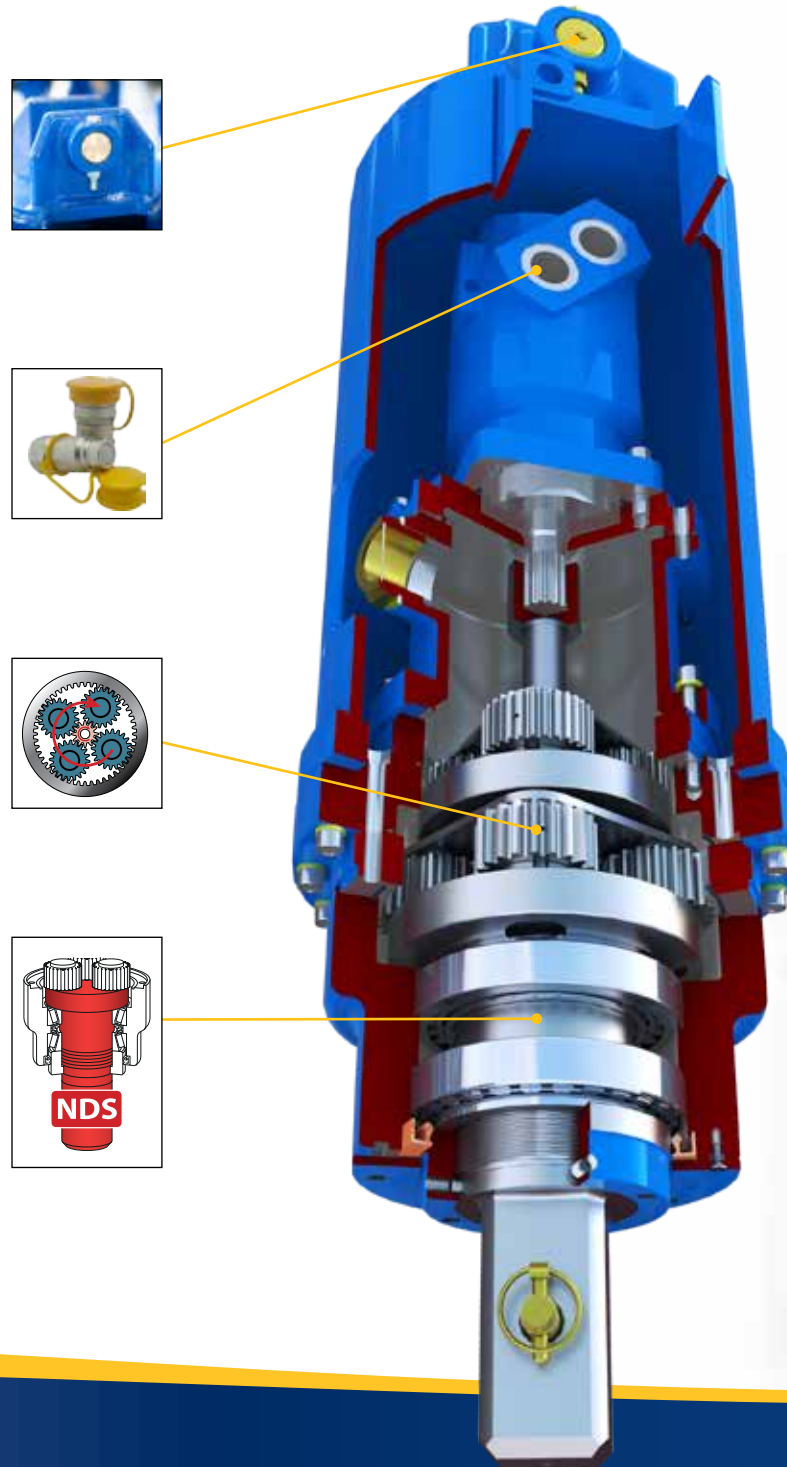
Auger Torque's huge buying power means we work closely with high quality suppliers to develop the most reliable attachments available on the market today.

EPICYCLIC GEARBOX

Torque is amplified by using the unique Auger Torque planetary gearbox. This system allows the motors output torque to be multiplied with extreme efficiency as well as ensuring the durability and reliability you need.

NON-DISLODGE- MENT SHAFT

Unique to Auger Torque, the Non-Dislodgement Shaft is a single piece drive shaft assembled top down and locked into the Earth Drill housing. This design guarantees that the shaft will never fall out, making for a safer work environment, not only for the operator but also any surrounding workers, a **MUST-HAVE FEATURE** for any safety conscious company.



**WATCH
VIDEO**





MICRO EXCAVATORS 0.75 - 1 T

S2 AUGERS 100mm-300mm Dia

Torque Range: 189-1,164 Nm
 Oil Pressure Range: 30-185 Bar
 Oil Flow Range: 15-32 lpm
 Speed Range: 38-81 rpm
 Unit Height: 450mm
 Unit Diameter: 168mm
 Unit Weight: 35 kg
 Output Shaft: 50mm Round
 Stihl



Single Pin Hitch



50mm
Round

Stihl
Coupling

The Output Shaft on the 1200 Earth Drill can accept the Stihl coupling directly to the shaft.

AUGER DIA (mm)	DRILLING DEPTH METRES**	
	SOFT	MEDIUM
100	0.9M	0.9M
150		
200		
225	0.9M	0.9M
250	0.9M	0.9M
300	0.9M	0.9M

*These charts have been created as a guide only. Actual performance figures may differ.

** The data shown has been obtained, by Auger Torque, in a controlled environment. Auger Torque cannot guarantee that this environment can be replicated and as such cannot accept liability if these figures cannot be achieved.

***Any data or specification contained within this documentation may be subject to change without prior notification.

For further information please contact your authorised Auger Torque distributor.

AUGER SUMMARY

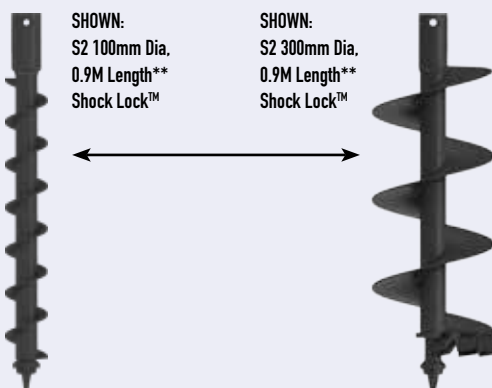
Full technical details of Augers, Extensions and Wear Parts can be found in the Auger section of this brochure.

S2 AUGERS

Auger Torque S2 Augers feature extra long flighted sections of shallow pitch flights. The Augers are fitted with **Earth Teeth** and an **Earth Pilot**.

Available as standard in the following diameters:

100mm	200mm	250mm
150mm	225mm	300mm



SHOCK LOCK™
Tooth Locking System

DON'T LEAVE
YOUR TEETH
DOWN THE
HOLE!



UNIQUE

** Auger lengths stated include fitted wear parts.



IDEAL FOR FENCING

The Earth Drill 1200 is Auger Torque's entry level model however its compact size and robust construction and ability to turn a 300mm Auger make it very popular in the fencing industry.



X1500
Earth Drill

MINI EXCAVATORS 1 - 2 T

S4 AUGERS
100mm-400mm Dia

Torque Range: 511-1,496 Nm
Oil Pressure Range: 70-205 Bar

Oil Flow Range: 20-45 lpm
Speed Range: 44-98 rpm

Unit Height: 585 mm
Unit Diameter: 200 mm
Unit Weight: 46 kg

Hitch Options: Single Pin Hitch
Double Pin Hitch
Cradle Hitch

Output Shaft: 65mm Round
(Output Shaft adaptors available)



Double Pin
Cradle Hitch



65mm
Round



X2000
Earth Drill

MINI EXCAVATORS 1 - 2.5 T

S4 AUGERS
100mm-450mm Dia

Torque Range: 639-2,190 Nm
Oil Pressure Range: 70-240 Bar

Oil Flow Range: 25-57 lpm
Speed Range: 43-99 rpm

Unit Height: 585 mm
Unit Diameter: 200 mm
Unit Weight: 47 kg

Hitch Options: Single Pin Hitch
Double Pin Hitch
Cradle Hitch

Output Shaft: 65mm Round
(Output Shaft adaptors available)



Double Pin
Cradle Hitch



65mm
Round



X2500
Earth Drill

MINI EXCAVATORS 1.5 - 3 T

S4 AUGERS
100mm-500mm Dia

Torque Range: 830-2,847 Nm
Oil Pressure Range: 70-240 Bar

Oil Flow Range: 27-65 lpm
Speed Range: 36-87 rpm

Unit Height: 585 mm
Unit Diameter: 200 mm
Unit Weight: 48 kg

Hitch Options: Single Pin Hitch
Double Pin Hitch
Cradle Hitch

Output Shaft: 65mm Round
(Output Shaft adaptors available)



Double Pin
Cradle Hitch



65mm
Round



3000 MAX
Earth Drill

MINI EXCAVATORS 2 - 4 T

S4 AUGERS
100mm-600mm Dia

Torque Range: 959-2,877 Nm
Oil Pressure Range: 80-240 Bar

Oil Flow Range: 27-75 lpm
Speed Range: 36-100 rpm

Unit Height: 665 mm
Unit Diameter: 244 mm
Unit Weight: 71 kg

Hitch Options: Single Pin Hitch
Double Pin Hitch
Cradle Hitch

Output Shaft: 65mm Round
(Output Shaft adaptors available)



Double Pin
Cradle Hitch



65mm
Round

GUIDE TO DRILLING PERFORMANCE*

AUGER DIA (mm)	DRILLING DEPTH IN METRES**		
	SOFT	MEDIUM	HARD
100	2M	1.8M	1.6M
150	2M	1.8M	1.6M
200	1.8M	1.6M	1.4M
225	1.8M	1.6M	1.4M
250	1.5M	1.4M	1.3M
300	1.5M	1.4M	1.3M
350	1.5M	1.4M	1.3M
400	1.2M	1.1M	1M

GUIDE TO DRILLING PERFORMANCE*

AUGER DIA (mm)	DRILLING DEPTH IN METRES**		
	SOFT	MEDIUM	HARD
100	2.2M	2M	1.8M
150			
200			
225			
250	↓	↓	↓
300	2.2M	2M	1.8M
350	2M	1.8M	1.6M
400	1.5M	1.4M	1.3M
450	1.2M	1.1M	1M

GUIDE TO DRILLING PERFORMANCE*

AUGER DIA (mm)	DRILLING DEPTH IN METRES**		
	SOFT	MEDIUM	HARD
100	2.5M	2.3M	2.1M
150			
200			
225			
250	↓	↓	↓
300	2.5M	2.3M	2.1M
350	2.3M	2.1M	1.9M
400	1.9M	1.7M	1.5M
450	1.7M	1.5M	1.4M
500	1.5M	1.4M	1.3M

GUIDE TO DRILLING PERFORMANCE*

AUGER DIA (mm)	DRILLING DEPTH IN METRES**		
	SOFT	MEDIUM	HARD
100	3M	2.7M	2.4M
150			
200			
225			
250			
300			
350	↓	↓	↓
400	3M	2.7M	2.4M
450	2.6M	2.3M	2.1M
500	2.3M	2.1M	1.9M
600	1.8M	1.6M	1.4M

*These charts have been created as a guide only. Actual performance figures may differ.

** The data shown has been obtained, by Auger Torque, in a controlled environment. Auger Torque cannot guarantee that this environment can be replicated and as such cannot accept liability if these figures cannot be achieved.

***Any data or specification contained within this documentation may be subject to change without prior notification. For further information please contact your authorised Auger Torque distributor.



MINI EXCAVATORS 2.5 - 4.5 T

S4 AUGERS 100mm-750mm Dia

Torque Range: 1,205-3,614 Nm
Oil Pressure Range: 80-240 Bar

Oil Flow Range: 40-85 lpm
Speed Range: 42-90 rpm

Unit Height: 665mm
Unit Diameter: 244mm
Unit Weight: 73 kg

Hitch Options: Single Pin Hitch
Double Pin Hitch
Cradle Hitch

Output Shaft: 65mm Round
(Output Shaft adaptors available)



Double Pin Cradle Hitch



65mm Round

GUIDE TO DRILLING PERFORMANCE*

AUGER DIA (mm)	DRILLING DEPTH IN METRES**		
	SOFT	MEDIUM	HARD
100	3M	2.7M	2.4M
150			
200			
225			
250			
300			
350			
400			
450			
500	↓	↓	↓
600	2.9M	2.6M	2.3M
750	1.8M	1.6M	1.4M



MINI EXCAVATORS 3 - 5 T

S4 AUGERS 100mm-900mm Dia

Torque Range: 1,574-4,721 Nm
Oil Pressure Range: 80-240 Bar

Oil Flow Range: 50-95 lpm
Speed Range: 40-77 rpm

Unit Height: 665mm
Unit Diameter: 244mm
Unit Weight: 75 kg

Hitch Options: Single Pin Hitch
Double Pin Hitch
Cradle Hitch

Output Shaft: 65mm Round
(Output Shaft adaptors available)



Double Pin Cradle Hitch



65mm Round

GUIDE TO DRILLING PERFORMANCE*

AUGER DIA (mm)	DRILLING DEPTH IN METRES**		
	SOFT	MEDIUM	HARD
100	4M	3.6M	3.2M
150			
200			
225			
250			
300			
350			
400			
450			
500	↓	↓	↓
600	4M	3.6M	3.2M
750	2.5M	2.3M	2.1M
800	2M	1.8M	1.6M
900	1.5M	1.4M	1.3M

AUGER SUMMARY

Full technical details of Augers, Extensions and Wear Parts can be found in the Auger section of this brochure.

S4 AUGERS

Auger Torque S4 Augers feature extra long flighted sections of shallow pitch flights. **Earth, Tungsten** and **Extra Dig** variations are available.

Available as standard in the following diameters:

100mm	300mm	600mm
150mm	375mm	750mm
200mm	400mm	800mm
225mm	450mm	900mm
250mm	500mm	

S4 EXTENSIONS

S4 Auger Extensions are available in the following lengths:

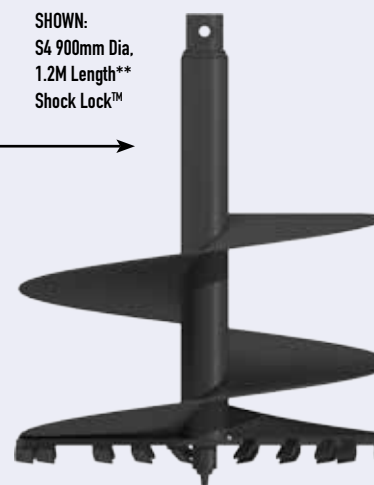
500mm

1M

(other lengths on request)



SHOWN:
S4 100mm Dia,
1.2M Length**
Shock Lock™



SHOWN:
S4 900mm Dia,
1.2M Length**
Shock Lock™

SHOWN:
S4 1M
Extension

SHOCK LOCK™
Tooth Locking System

DON'T LEAVE YOUR TEETH
DOWN THE HOLE!



** Auger lengths stated
include fitted wear parts.



EXCAVATORS 4.5 - 6 T

S5 AUGERS 150mm-750mm Dia

Torque Range: 1,685-5,056 Nm
 Oil Pressure Range: 80-240 Bar
 Oil Flow Range: 40-95 lpm
 Speed Range: 27-65 rpm
 Unit Height: 780mm
 Unit Diameter: 269mm
 Unit Weight: 108 kg

Hitch Options: Double Pin Hitch
 Cradle Hitch

Output Shaft Std: 75mm Square
 (Output Shaft adaptors available)



Double Pin Hitch



Cradle Hitch



75mm Square

GUIDE TO DRILLING PERFORMANCE*

AUGER DIA (mm)	DRILLING DEPTH IN METRES**		
	SOFT	MEDIUM	HARD
150	4M	3.6M	3.2M
200			
225			
250			
300			
350			
400			
450			
500	↓	↓	↓
600	4M	3.6M	3.2M
750	3M	2.7M	2.4M



EXCAVATORS 4.5 - 6 T

S5 AUGERS 150mm-750mm Dia

Torque Range: 1,685-5,477 Nm
 Oil Pressure Range: 80-260 Bar
 Oil Flow Range: 40-115 lpm
 Speed Range: 30-87 rpm
 Unit Height: 780mm
 Unit Diameter: 269mm
 Unit Weight: 108 kg

Hitch Options: Double Pin Hitch
 Cradle Hitch

Output Shaft Std: 75mm Square
 (Output Shaft adaptors available)



Double Pin Hitch



Cradle Hitch



75mm Square

GUIDE TO DRILLING PERFORMANCE*

AUGER DIA (mm)	DRILLING DEPTH IN METRES**		
	SOFT	MEDIUM	HARD
150	4M	3.6M	3.2M
200			
225			
250			
300			
350			
400			
450			
500	↓	↓	↓
600	4M	3.6M	3.2M
750	3M	2.7M	2.4M



EXCAVATORS 5 - 7 T

S5 AUGERS 150mm-900mm Dia

Torque Range: 2,133-6,931 Nm
 Oil Pressure Range: 80-260 Bar
 Oil Flow Range: 60-135 lpm
 Speed Range: 36-81 rpm
 Unit Height: 780mm
 Unit Diameter: 269mm
 Unit Weight: 112 kg

Hitch Options: Double Pin Hitch
 Cradle Hitch

Output Shaft Std: 75mm Square
 (Output Shaft adaptors available)



Double Pin Hitch



Cradle Hitch



75mm Square

GUIDE TO DRILLING PERFORMANCE*

AUGER DIA (mm)	DRILLING DEPTH IN METRES**		
	SOFT	MEDIUM	HARD
150	5M	4.5M	4.1M
200			
225			
250			
300			
350			
400			
450	↓	↓	↓
500	5M	4.5M	4.1M
600	4M	3.6M	3.2M
750	3.5M	3.2M	2.9M
800	3M	2.7M	2.4M
900	2.5M	2.3M	2.1M



EXCAVATORS 6 - 8 T

S5 AUGERS 150mm-1.2M Dia

Torque Range: 2,717-8,152 Nm
 Oil Pressure Range: 80-240 Bar
 Oil Flow Range: 70-150 lpm
 Speed Range: 33-70 rpm
 Unit Height: 780mm
 Unit Diameter: 269mm
 Unit Weight: 116 kg

Hitch Options: Double Pin Hitch
 Cradle Hitch

Output Shaft Std: 75mm Square
 (Output Shaft adaptors available)



Double Pin Hitch



Cradle Hitch



75mm Square

GUIDE TO DRILLING PERFORMANCE*

AUGER DIA (mm)	DRILLING DEPTH IN METRES**		
	SOFT	MEDIUM	HARD
150	6M	5.4M	4.9M
200			
225			
250			
300			
350	↓	↓	↓
400	6M	5.4M	4.9M
450	5M	4.5M	4.1M
500	5M	4.5M	4.1M
600	5M	4.5M	4.1M
750	4M	3.6M	3.2M
800	4M	3.6M	3.2M
900	3.5M	3.2M	2.9M
1000	3.5M	3.2M	2.9M
1200	3M	2.7M	2.4M



AUGER SUMMARY

Full technical details of Augers, Extensions and Wear Parts can be found in the Auger section of this brochure.

S5 AUGERS

Auger Torque S5 Augers feature extra long flighted sections of shallow pitch flights. **Earth, Tungsten and Rock** variations are available.

Available as standard in the following diameters:

150mm	350mm	750mm
200mm	400mm	800mm
225mm	450mm	900mm
250mm	500mm	1M
300mm	600mm	1.2M

S5 EXTENSIONS

Available in the following lengths:

1M 1.5M
2M

S5 TELESCOPIC

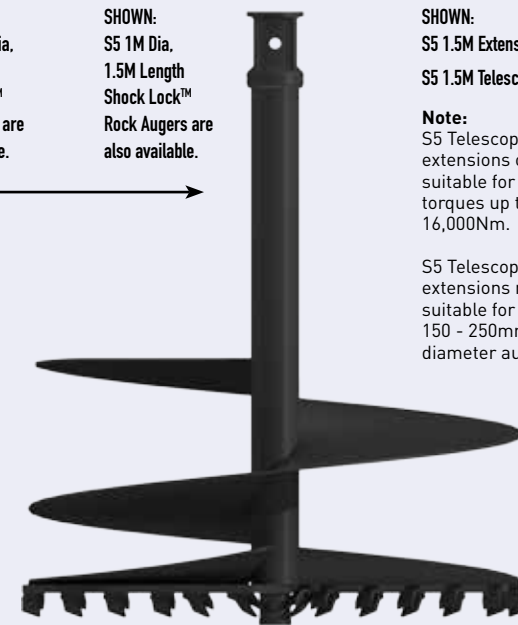
Available in the following lengths:

1.5M 2M



SHOWN:
S5 150mm Dia,
1.5M Length
Shock Lock™
Rock Augers are
also available.

SHOWN:
S5 1M Dia,
1.5M Length
Shock Lock™
Rock Augers are
also available.



SHOWN:
S5 1.5M Extension
S5 1.5M Telescopic


Note:
S5 Telescopic
extensions only
suitable for
torques up to
16,000Nm.

S5 Telescopic
extensions not
suitable for
150 - 250mm
diameter augers.



SHOCK LOCK™
Tooth Locking System

DON'T LEAVE YOUR TEETH
DOWN THE HOLE!



UNIQUE

Augers shown feature
Shock Lock™ Toothholders.
Rock Teeth Augers are also
available.



BACKHOES

S6 AUGERS 150mm-900mm Dia

Torque Range: 3,281-10,662 Nm
Oil Pressure Range: 80-260 Bar
Oil Flow Range: 70-150 lpm
Speed Range: 27-58 rpm
Unit Height: 883mm
Unit Diameter: 290mm
Unit Weight: 162 kg
Hitch Options: Double Pin Hitch
Cradle Hitch
Output Shaft: 75mm Square

GUIDE TO DRILLING PERFORMANCE*

AUGER DIA (mm)	DRILLING DEPTH IN METRES**		
	SOFT	MEDIUM	HARD
150	6.5M	5.9M	5.3M
200			
225			
250			
300			
350			
400	6.5M	5.9M	5.3M
450	6M	5.4M	4.9M
500	6M	5.4M	4.9M
600	6M	5.4M	4.9M
750	5M	4.5M	4.1M
800	5M	4.5M	4.1M
900	4M	3.6M	3.2M



EXCAVATORS 10 - 15 T

S6 AUGERS 150mm-1.2M Dia

Torque Range: 5,024-15,071 Nm
Oil Pressure Range: 80-240 Bar
Oil Flow Range: 80-170 lpm
Speed Range: 20-43 rpm
Unit Height: 930mm
Unit Diameter: 290mm
Unit Weight: 173 kg
Hitch Options: Double Pin Hitch
Cradle Hitch
Output Shaft Std: 75mm Square

GUIDE TO DRILLING PERFORMANCE*

AUGER DIA (mm)	DRILLING DEPTH IN METRES**		
	SOFT	MEDIUM	HARD
150	7.5M	6.8M	6.1M
200			
225			
250			
300			
350			
400	7.5M	6.8M	6.1M
450	7M	6.3M	5.7M
500	7M	6.3M	5.7M
600	7M	6.3M	5.7M
750	6M	5.4M	4.9M
800	6M	5.4M	4.9M
900	5.5M	5M	4.5M
1000	5M	4.5M	4.1M
1200	4.5M	4.1M	3.7M





AUGER SUMMARY

Full technical details of Augers, Extensions and Wear Parts can be found in the Auger section of this brochure.

S6 AUGERS

Auger Torque S6 Augers feature extra long flighted sections of shallow pitch flights. **Earth, Tungsten and Rock** variations are available.

Available as standard in the following diameters:

150mm	300mm	500mm	900mm
200mm	350mm	600mm	1M
225mm	400mm	750mm	1.2M
250mm	450mm	800mm	

SHOWN:
S6 150mm Dia,
1.88M Length
Shock Lock™
Rock Augers are
also available.

SHOWN:
S6 1.2M Dia,
1.88M Length
Shock Lock™
Rock Augers are
also available.



S6 EXTENSIONS

Available in the
following lengths:

1.5M 2M 2.5M 3M

S6 TELESCOPIC

Available in the
following lengths:

1.5M 2M


SHOWN:
S6 1.5M Extension
S6 1.5M Telescopic

Note:
S6 Telescopic
extensions only
suitable for
torques up to
16,000Nm.

S6 Telescopic
extensions not
suitable for
150 - 250mm
diameter augers.

SHOCK LOCK™
Tooth Locking System

DON'T LEAVE YOUR TEETH
DOWN THE HOLE!



Augers shown feature
Shock Lock™ Toothholders.
Rock Teeth Augers are also
available.



EXCAVATORS 13 - 20 T

S6 AUGERS 150mm-1.2M Dia

Torque Range: 13,043-19,564 Nm
 Oil Pressure Range: 160-240 Bar
 Oil Flow Range: 80-170 lpm
 Speed Range: 16-33 rpm
 Unit Height: 1130mm
 Unit Diameter: 345mm
 Unit Weight: 268 kg
 Hitch Options: Double Pin Hitch
 Cradle Hitch
 Output Shaft: 75mm Square

GUIDE TO DRILLING PERFORMANCE*

AUGER DIA (mm)	DRILLING DEPTH IN METRES**		
	SOFT	MEDIUM	HARD
150	8.5M	7.7M	6.9M
200			
225			
250			
300			
350			
400	8.5M	7.7M	6.9M
450	8M	7.2M	6.5M
500	8M	7.2M	6.5M
600	8M	7.2M	6.5M
750	7M	6.3M	5.7M
800	7M	6.3M	5.7M
900	6.5M	5.9M	5.3M
1000	6M	5.4M	4.9M
1200	5.5M	5M	4.5M



Double Pin Hitch



Double Pin
Cradle Hitch



75mm
Square



EXCAVATORS 15 - 22 T

S6 AUGERS 150mm-1.5M Dia

Torque Range: 16,503-24,755 Nm
 Oil Pressure Range: 160-240 Bar
 Oil Flow Range: 80-170 lpm
 Speed Range: 12-26 rpm
 Unit Height: 1130mm
 Unit Diameter: 345mm
 Unit Weight: 269 kg
 Hitch Options: Double Pin Hitch
 Cradle Hitch
 Output Shaft: 75mm Square

GUIDE TO DRILLING PERFORMANCE*

AUGER DIA (mm)	DRILLING DEPTH IN METRES**		
	SOFT	MEDIUM	HARD
150	9M	8.1M	7.3M
200			
225			
250			
300			
350			
400	9M	8.1M	7.3M
450	8.5M	7.7M	6.9M
500	8.5M	7.7M	6.9M
600	8.5M	7.7M	6.9M
750	7.5M	6.8M	6.1M
800	7.5M	6.8M	6.1M
900	7M	6.3M	5.7M
1000	6.5M	5.9M	5.3M
1200	6M	5.4M	4.9M
1500	5M	4.5M	4.1M



Double Pin Hitch



Double Pin
Cradle Hitch



75mm
Square





AUGER SUMMARY

Full technical details of Augers, Extensions and Wear Parts can be found in the Auger section of this brochure.

S6 AUGERS

Auger Torque S6 Augers feature extra long flighted sections of shallow pitch flights. **Earth, Tungsten** and **Rock** variations are available.

Available as standard in the following diameters:

150mm	300mm	500mm	900mm
200mm	350mm	600mm	1M
225mm	400mm	750mm	1.2M
250mm	450mm	800mm	1.5M

S6 EXTENSIONS

Available in the following lengths:

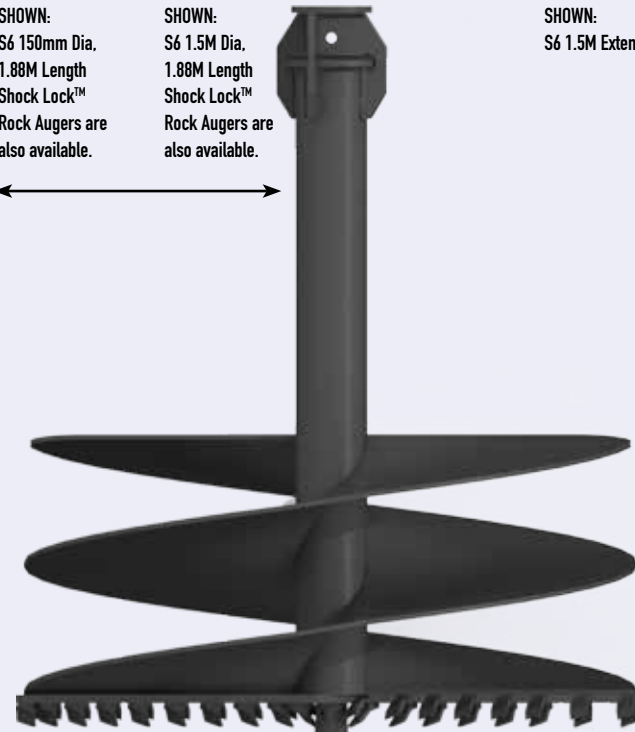
1.5M 2M 2.5M 3M



SHOWN:
S6 150mm Dia,
1.88M Length
Shock Lock™
Rock Augers are
also available.



SHOWN:
S6 1.5M Dia,
1.88M Length
Shock Lock™
Rock Augers are
also available.




SHOWN:
S6 1.5M Extension



SHOCK LOCK™
Tooth Locking System

DON'T LEAVE YOUR TEETH
DOWN THE HOLE!



Augers shown feature
Shock Lock™ Toothholders.
Rock Teeth Augers are also
available.



EXCAVATORS 20 - 45 T

PA SERIES AUGERS 300mm-1.5M Dia

Torque Range: 20,510-35,323 Nm
 Oil Pressure Range: 180-310 Bar
 Oil Flow Range: 80-225 lpm
 Speed Range: 11-31 rpm
 Unit Height: 1411mm
 Unit Diameter: 406mm
 Unit Weight: 442 kg
 Output Shaft Std: 110mm Square
 (Output Shaft adaptors available)



Double Pin
Cradle Hitch



110mm
Square

GUIDE TO DRILLING PERFORMANCE*

AUGER DIA (mm)	DRILLING DEPTH IN METRES**		
	SOFT	MEDIUM	HARD
300	10.5M	9.5M	8.6M
350	↓	↓	↓
400	10M	9M	8.1M
450	10M	9M	8.1M
500	9.5M	8.6M	7.7M
600	9M	8.1M	7.3M
750	9M	8.1M	7.3M
800	9M	8.1M	7.3M
900	8.5M	7.7M	6.9M
1000	8M	7.2M	6.5M
1200	7.5M	6.8M	6.1M
1500	7M	6.3M	5.7M



EXCAVATORS 20 - 45 T

PA SERIES AUGERS 300mm-1.8M Dia

Torque Range: 24,612-42,387 Nm
 Oil Pressure Range: 180-310 Bar
 Oil Flow Range: 80-225 lpm
 Speed Range: 9-26 rpm
 Unit Height: 1411mm
 Unit Diameter: 406mm
 Unit Weight: 442 kg
 Output Shaft Std: 110mm Square
 (Output Shaft adaptors available)



Double Pin
Cradle Hitch



110mm
Square

GUIDE TO DRILLING PERFORMANCE*

AUGER DIA (mm)	DRILLING DEPTH IN METRES**		
	SOFT	MEDIUM	HARD
300	11.5M	9.5M	9.6M
350	↓	↓	↓
400	11M	10M	9.1M
450	11M	10M	9.1M
500	10.5M	9.6M	8.7M
600	10M	9.1M	8.3M
750	9M	8.1M	7.3M
800	9M	8.1M	7.3M
900	8.5M	7.7M	6.9M
1000	8M	7.2M	6.5M
1200	7.5M	6.8M	6.1M
1500	7M	6.3M	5.7M
1800	6M	5.4M	4.9M



EXCAVATORS 21 - 45 T

PA SERIES AUGERS 300mm-2.4M Dia

Torque Range: 33,295-66,589 Nm
 Oil Pressure Range: 160-320 Bar
 Oil Flow Range: 100-280 lpm
 Speed Range: 8-21 rpm
 Unit Height: 1556mm
 Unit Diameter: 406mm
 Unit Weight: 480 kg
 Output Shaft Std: 110mm Square
 (Output Shaft adaptors available)



Double Pin
Cradle Hitch



110mm
Square

GUIDE TO DRILLING PERFORMANCE*

AUGER DIA (mm)	DRILLING DEPTH IN METRES**		
	SOFT	MEDIUM	HARD
300	12M	10.8M	9.7M
350	↓	↓	↓
400	12M	10.8M	9.7M
450	11.5M	10.4M	9.4M
500	11.5M	10.4M	9.4M
600	11M	9.9M	8.9M
750	10M	9M	8.1M
800	10M	9M	8.1M
900	9.5M	8.6M	7.7M
1000	9M	8.1M	7.3M
1200	8.3M	7.5M	6.8M
1500	7.5M	6.8M	6.1M
1800	6.5M	5.9M	5.3M
2000	5.8M	5.2M	4.7M
2200	5.3M	4.8M	4.3M
2400	4.8M	4.3M	3.9M



AUGER SUMMARY

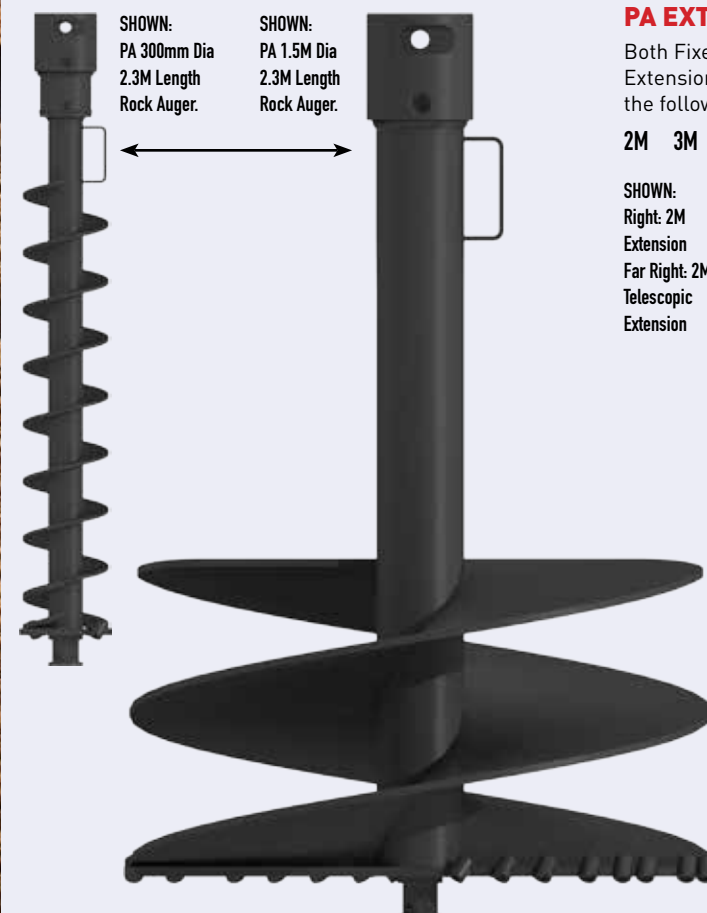
Full technical details of Augers, Extensions and Wear Parts can be found in the Auger section of this brochure.

PA AUGERS

Auger Torque PA Augers feature extra long flighted sections of shallow pitch flights and are available in 2.3M and 3.3M lengths. **Earth** and **Rock** variations are available. Available as standard in the following diameters:

300mm	450mm	600mm	800mm	1.2M	2M
350mm	500mm	700mm	900mm	1.5M	2.2M
400mm	550mm	750mm	1M	1.8M	2.4M

For Augers over 1.5 metres diameter please call our sales office for further information.



PA EXTENSIONS

Both Fixed and Telescopic Extensions are available in the following lengths:

2M 3M

SHOWN:
Right: 2M
Extension
Far Right: 2M
Telescopic
Extension



MINI LOADERS

S4 AUGERS 100mm-400mm Dia


Torque Range: 511-1,496 Nm
Oil Pressure Range: 70-205 Bar

Oil Flow Range: 20-45 lpm
Speed Range: 44-98 rpm

Unit Height: 406 mm
Unit Width: 205 mm
Unit Weight: 38 kg

Mounting Frame: 2 Way Swing
4 Way Swing

Output Shaft Std: 65mm Round
(Output Shaft adaptors available)



65mm
Round

GUIDE TO DRILLING PERFORMANCE*

AUGER DIA (mm)	DRILLING DEPTH IN METRES**		
	SOFT	MEDIUM	HARD
100	2M	1.8M	1.6M
150	2M	1.8M	1.6M
200	1.8M	1.6M	1.4M
225	1.8M	1.6M	1.4M
250	1.5M	1.4M	1.3M
300	1.5M	1.4M	1.3M
350	1.5M	1.4M	1.3M
400	1.2M	1.1M	1M



MINI LOADERS

S4 AUGERS 100mm-450mm Dia

Torque Range: 639-2,190 Nm
Oil Pressure Range: 70-240 Bar

Oil Flow Range: 25-57 lpm
Speed Range: 43-99 rpm

Unit Height: 465 mm
Unit Width: 205 mm
Unit Weight: 40 kg

Mounting Frame: 2 Way Swing
4 Way Swing

Output Shaft Std: 65mm Round
(Output Shaft adaptors available)



65mm
Round

GUIDE TO DRILLING PERFORMANCE*

AUGER DIA (mm)	DRILLING DEPTH IN METRES**		
	SOFT	MEDIUM	HARD
100	2.2M	2M	1.8M
150			
200			
225			
250	↓	↓	↓
300	2.2M	2M	1.8M
350	2M	1.8M	1.6M
400	1.5M	1.4M	1.3M
450	1.2M	1.1M	1M



MINI LOADERS

S4 AUGERS 100mm-500mm Dia

Torque Range: 830-2,847 Nm
Oil Pressure Range: 70-240 Bar

Oil Flow Range: 27-65 lpm
Speed Range: 36-87 rpm

Unit Height: 465 mm
Unit Width: 205 mm
Unit Weight: 40 kg

Mounting Frame: 2 Way Swing
4 Way Swing

Output Shaft Std: 65mm Round
(Output Shaft adaptors available)



65mm
Round

GUIDE TO DRILLING PERFORMANCE*

AUGER DIA (mm)	DRILLING DEPTH IN METRES**		
	SOFT	MEDIUM	HARD
100	2.5M	2.3M	2.1M
150			
200			
225			
250	↓	↓	↓
300	2.5M	2.3M	2.1M
350	2.3M	2.1M	1.9M
400	1.9M	1.7M	1.5M
450	1.7M	1.5M	1.4M
500	1.5M	1.4M	1.3M



SKIDSTEER LOADERS LOW FLOW UP TO 50 HP

S4 AUGERS 100-600mm Dia

Torque Range: 959-2,877 Nm
Oil Pressure Range: 80-240 Bar

Oil Flow Range: 27-75 lpm
Speed Range: 36-100 rpm

Unit Height: 665mm
Unit Diameter: 244mm
Unit Weight: 71 kg

Mounting Frame: Fixed Centre Cradle
Side Shift Cradle

Output Shaft Std: 65mm Round
(Output Shaft adaptors available)



Side Shift Frame



65mm
Round

GUIDE TO DRILLING PERFORMANCE*

AUGER DIA (mm)	DRILLING DEPTH IN METRES**		
	SOFT	MEDIUM	HARD
100	3M	2.7M	2.4M
150			
200			
225			
250			
300			
350	↓	↓	↓
400	3M	2.7M	2.4M
450	2.6M	2.3M	2.1M
500	2.3M	2.1M	1.9M
600	1.8M	1.6M	1.4M



SKIDSTEER LOADERS LOW FLOW UP TO 65 HP

S4 AUGERS 100mm-750mm Dia

Torque Range: 1,205-3,614 Nm
Oil Pressure Range: 80-240 Bar
Oil Flow Range: 40-85 lpm
Speed Range: 42-90 rpm
Unit Height: 665mm
Unit Diameter: 244mm
Unit Weight: 73 kg

Mounting Frame: Fixed Centre Cradle
Side Shift Cradle

Output Shaft Std: 65mm Round
(Output Shaft adaptors available)



Side Shift Frame



65mm
Round

GUIDE TO DRILLING PERFORMANCE*

AUGER DIA (mm)	DRILLING DEPTH IN METRES**		
	SOFT	MEDIUM	HARD
100	3M	2.7M	2.4M
150			
200			
225			
250			
300			
350			
400			
450			
500			
600	2.9M	2.6M	2.3M
750	1.8M	1.6M	1.4M



SKIDSTEER LOADERS LOW FLOW UP TO 80 HP

S4 AUGERS 100mm-900mm Dia

Torque Range: 1,574-4,721 Nm
Oil Pressure Range: 80-240 Bar
Oil Flow Range: 50-95 lpm
Speed Range: 40-77 rpm
Unit Height: 665mm
Unit Diameter: 244mm
Unit Weight: 75 kg

Mounting Frame: Fixed Centre Cradle
Side Shift Cradle

Output Shaft Std: 65mm Round
(Output Shaft adaptors available)



Side Shift Frame



65mm
Round

GUIDE TO DRILLING PERFORMANCE*

AUGER DIA (mm)	DRILLING DEPTH IN METRES**		
	SOFT	MEDIUM	HARD
100	4M	3.6M	3.2M
150			
200			
225			
250			
300			
375			
400			
450			
500			
600	4M	3.6M	3.2M
750	2.5M	2.3M	2.1M
800	2M	1.8M	1.6M
900	1.5M	1.4M	1.3M

AUGER SUMMARY

Full technical details of Augers, Extensions and Wear Parts can be found in the Auger section of this brochure.

S4 AUGERS

Auger Torque S4 Augers feature extra long flighted sections of shallow pitch flights. **Earth, Tungsten** and **Extra Dig** variations are available.

Available as standard in the following diameters:

100mm	300mm	600mm
150mm	375mm	750mm
200mm	400mm	800mm
225mm	450mm	900mm
250mm	500mm	

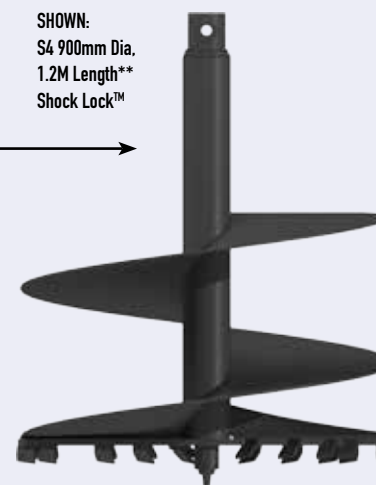
S4 EXTENSIONS

S4 Auger Extensions are available in the following lengths:

500mm
1M
(other lengths on request)



SHOWN:
S4 100mm Dia,
1.2M Length**
Shock Lock™



SHOWN:
S4 900mm Dia,
1.2M Length**
Shock Lock™

SHOWN:
S4 1M
Extension



SHOCK LOCK™
Tooth Locking System

DON'T LEAVE YOUR TEETH
DOWN THE HOLE!



** Auger lengths stated
include fitted wear parts.



5000
Earth Drill

EXCAVATORS 4.5 - 6 T

S5 AUGERS 150mm-750mm Dia

Torque Range: 1,685-5,056 Nm
Oil Pressure Range: 80-240 Bar
Oil Flow Range: 40-95 lpm
Speed Range: 27-65 rpm
Unit Height: 780mm
Unit Diameter: 269mm
Unit Weight: 108 kg

Hitch Options: Double Pin Hitch
Cradle Hitch

Output Shaft Std: 75mm Square
(Output Shaft adaptors available)



Cradle Hitch



75mm Square

AUGER DIA (mm)	DRILLING DEPTH IN METRES**		
	SOFT	MEDIUM	HARD
150	4M	3.6M	3.2M
200			
225			
250			
300			
350			
400			
450			
500	↓	↓	↓
600	4M	3.6M	3.2M
750	3M	2.7M	2.4M



5500 M
Earth Drill

SKIDSTEER LOADERS HIGH FLOW UP TO 100 HP

TELEHANDLERS 4.5 - 7 T

S5 AUGERS 150mm-750mm Dia

Torque Range: 1,685-5,477 Nm
Oil Pressure Range: 80-260 Bar
Oil Flow Range: 40-115 lpm
Speed Range: 30-87 rpm

Unit Height: 780mm
Unit Diameter: 269mm
Unit Weight: 108 kg

Mounting Frame: Fixed Centre Cradle
Side Shift Cradle

Output Shaft Std: 75mm Square
(Output Shaft adaptors available)



GUIDE TO DRILLING PERFORMANCE*

AUGER DIA (mm)	DRILLING DEPTH IN METRES**		
	SOFT	MEDIUM	HARD
150	4M	3.6M	3.2M
200			
225			
250			
300			
350			
400			
450			
500	↓	↓	↓
600	4M	3.6M	3.2M
750	3M	2.7M	2.4M



75mm Square



7000 M
Earth Drill

SKIDSTEER LOADERS HIGH FLOW UP TO 135 LPM

TELEHANDLERS 5 - 8 T

S5 AUGERS 150mm-900mm Dia

Torque Range: 2,133-6,931 Nm
Oil Pressure Range: 80-260 Bar
Oil Flow Range: 60-135 lpm
Speed Range: 36-81 rpm

Unit Height: 780mm
Unit Diameter: 269mm
Unit Weight: 112 kg

Mounting Frame: Fixed Centre Cradle
Side Shift Cradle

Output Shaft Std: 75mm Square
(Output Shaft adaptors available)



GUIDE TO DRILLING PERFORMANCE*

AUGER DIA (mm)	DRILLING DEPTH IN METRES**		
	SOFT	MEDIUM	HARD
150	5M	4.5M	4.1M
200			
225			
250			
300			
350			
400			
450			
500	↓	↓	↓
600	4M	3.6M	3.2M
750	3.5M	3.2M	2.9M
800	3M	2.7M	2.4M
900	2.5M	2.3M	2.1M



75mm Square



8000 M
Earth Drill

SKIDSTEER LOADERS HIGH FLOW UP TO 150 LPM

S5 AUGERS 150mm-1.2M Dia

Torque Range: 2,717-8,152 Nm
Oil Pressure Range: 80-240 Bar
Oil Flow Range: 70-150 lpm
Speed Range: 33-70 rpm

Unit Height: 780mm
Unit Diameter: 269mm
Unit Weight: 116 kg

Mounting Frame: Fixed Centre Cradle
Side Shift Cradle

Output Shaft Std: 75mm Square
(Output Shaft adaptors available)



GUIDE TO DRILLING PERFORMANCE*

AUGER DIA (mm)	DRILLING DEPTH IN METRES**		
	SOFT	MEDIUM	HARD
150	6M	5.4M	4.9M
200			
225			
250			
300			
350			
400	↓	↓	↓
450	5M	4.5M	4.1M
500	5M	4.5M	4.1M
600	5M	4.5M	4.1M
750	4M	3.6M	3.2M
800	4M	3.6M	3.2M
900	3.5M	3.2M	2.9M
1000	3.5M	3.2M	2.9M
1200	3M	2.7M	2.4M



75mm Square



AUGER SUMMARY

Full technical details of Augers, Extensions and Wear Parts can be found in the Auger section of this brochure.

S5 AUGERS

Auger Torque S5 Augers feature extra long flighted sections of shallow pitch flights. **Earth, Tungsten and Rock** variations are available.

Available as standard in the following diameters:

150mm	350mm	750mm
200mm	400mm	800mm
225mm	450mm	900mm
250mm	500mm	1M
300mm	600mm	1.2M

S5 EXTENSIONS

Available in the following lengths:

1M	1.5M
2M	


S5 TELESCOPIC

Available in the following lengths:

1.5M	2M
------	----



SHOWN:
S5 150mm Dia,
1.5M Length
Shock Lock™
Rock Augers are
also available.



SHOWN:
S5 1M Dia,
1.5M Length
Shock Lock™
Rock Augers are
also available.

SHOWN:
S5 1.5M Extension
S5 1.5M Telescopic

Note:
S5 Telescopic
extensions only
suitable for
torques up to
16,000Nm.

S5 Telescopic
extensions not
suitable for
150 - 250mm
diameter augers.



SHOCK LOCK™
Tooth Locking System

DON'T LEAVE YOUR TEETH
DOWN THE HOLE!



Augers shown feature
Shock Lock™ Toothholders.
Rock Teeth Augers are also
available.



BACKHOES

S5 AUGERS 150mm-900mm Dia

Torque Range: 2,133-6,931 Nm
Oil Pressure Range: 80-260 Bar
Oil Flow Range: 60-135 lpm
Speed Range: 36-81 rpm
Unit Height: 780mm
Unit Diameter: 269mm
Unit Weight: 112 kg
Hitch Options: Double Pin Hitch
Cradle Hitch
Output Shaft Std: 75mm Square
(Output Shaft adaptors available)



BACKHOES

S5 AUGERS 150mm-1.2M Dia

Torque Range: 2,717-8,152 Nm
Oil Pressure Range: 80-240 Bar
Oil Flow Range: 70-150 lpm
Speed Range: 33-70 rpm
Unit Height: 780mm
Unit Diameter: 269mm
Unit Weight: 116 kg
Hitch Options: Double Pin Hitch
Cradle Hitch
Output Shaft Std: 75mm Square
(Output Shaft adaptors available)



BACKHOES

S6 AUGERS 150mm-900mm Dia

Torque Range: 3,281-10,662 Nm
Oil Pressure Range: 80-260 Bar
Oil Flow Range: 70-150 lpm
Speed Range: 27-58 rpm
Unit Height: 883mm
Unit Diameter: 290mm
Unit Weight: 162 kg
Hitch Options: Double Pin Hitch
Cradle Hitch
Output Shaft: 75mm Square

GUIDE TO DRILLING PERFORMANCE*

AUGER DIA (mm)	DRILLING DEPTH IN METRES**		
	SOFT	MEDIUM	HARD
150	5M	4.5M	4.1M
200			
225			
250			
300			
350			
400			
450			
500	5M	4.5M	4.1M
600	4M	3.6M	3.2M
750	3.5M	3.2M	2.9M
800	3M	2.7M	2.4M
900	2.5M	2.3M	2.1M



Double Pin Hitch



Double Pin Cradle Hitch



75mm Square

GUIDE TO DRILLING PERFORMANCE*

AUGER DIA (mm)	DRILLING DEPTH IN METRES**		
	SOFT	MEDIUM	HARD
150	6M	5.4M	4.9M
200			
225			
250			
300			
350			
400	6M	5.4M	4.9M
450	5M	4.5M	4.1M
500	5M	4.5M	4.1M
600	5M	4.5M	4.1M
750	4M	3.6M	3.2M
800	4M	3.6M	3.2M
900	3.5M	3.2M	2.9M
1000	3.5M	3.2M	2.9M
1200	3M	2.7M	2.4M



Double Pin Hitch



Double Pin Cradle Hitch



75mm Square

GUIDE TO DRILLING PERFORMANCE*

AUGER DIA (mm)	DRILLING DEPTH IN METRES**		
	SOFT	MEDIUM	HARD
150	6.5M	5.9M	5.3M
200			
225			
250			
300			
350			
400	6.5M	5.9M	5.3M
450	6M	5.4M	4.9M
500	6M	5.4M	4.9M
600	6M	5.4M	4.9M
750	5M	4.5M	4.1M
800	5M	4.5M	4.1M
900	4M	3.6M	3.2M



Double Pin Hitch



Double Pin Cradle Hitch



75mm Square



AUGER SUMMARY

Full technical details of Augers, Extensions and Wear Parts can be found in the Auger section of this brochure.

S5 AUGERS

Auger Torque S5 Augers feature extra long flighted sections of shallow pitch flights. **Earth, Tungsten and Rock** variations are available.

Available as standard in the following diameters:

150mm	350mm	750mm
200mm	400mm	800mm
225mm	450mm	900mm
250mm	500mm	1M
300mm	600mm	1.2M

S5 EXTENSIONS

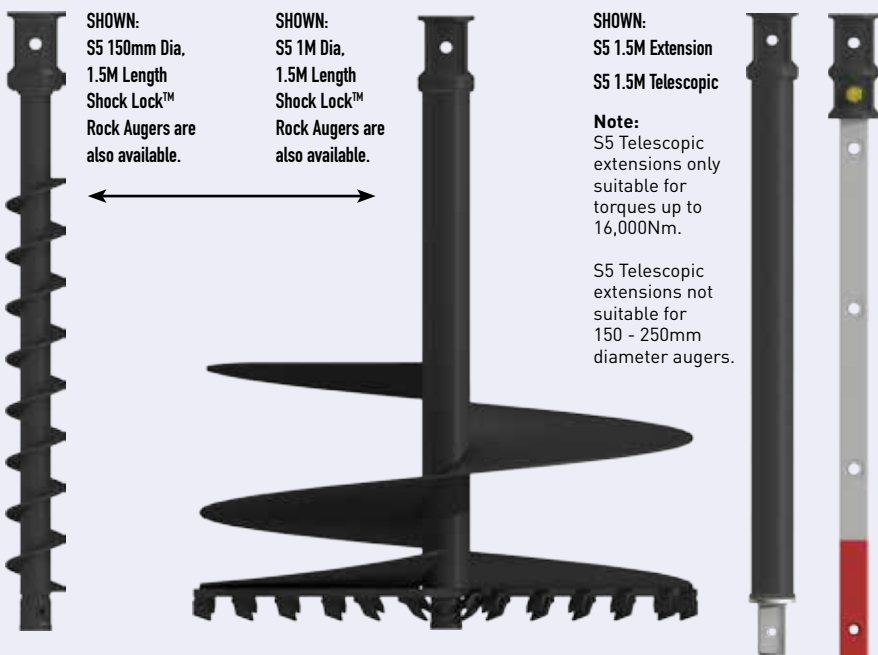
Available in the following lengths:

1M 1.5M
2M

S5 TELESCOPIC

Available in the following lengths:

1.5M 2M



SHOCK LOCK™
Tooth Locking System

DON'T LEAVE YOUR TEETH
DOWN THE HOLE!



Augers shown feature Shock Lock™ Toothholders. Rock Teeth Augers are also available.

AUGER SUMMARY

Full technical details of Augers, Extensions and Wear Parts can be found in the Auger section of this brochure.

S6 AUGERS

Auger Torque S6 Augers feature extra long flighted sections of shallow pitch flights. **Earth, Tungsten and Rock** variations are available.

Available as standard in the following diameters:

150mm	300mm	500mm	900mm
200mm	350mm	600mm	1M
225mm	400mm	750mm	1.2M
250mm	450mm	800mm	

S6 EXTENSIONS


Available in the following lengths:

1.5M 2M 2.5M 3M

S6 TELESCOPIC


Available in the following lengths:

1.5M 2M



SHOCK LOCK™
Tooth Locking System

DON'T LEAVE YOUR TEETH
DOWN THE HOLE!



Augers shown feature Shock Lock™ Toothholders. Rock Teeth Augers are also available.

AUGER DIA (mm)	DRILLING DEPTH IN METRES**		
	SOFT	MEDIUM	HARD
100	3M	2.7M	2.4M
150			
200			
225			
250			
300			
350	↓	↓	↓
400	3M	2.7M	2.4M
450	2.5M	2.3M	2.1M
500	2M	1.8M	1.6M
600	1.5M	1.4M	1.3M




3000Tc
Earth Drill

TRUCK CRANES TO 9 T / METRE

S4 AUGERS
100mm-600mm Dia

Torque Range: 959-3,116 Nm
Oil Pressure Range: 80-260 Bar
Oil Flow Range: 5-35 lpm
Speed Range: 7-46 rpm
Unit Height: 665mm
Unit Diameter: 244mm
Unit Weight: 73 kg
Hitch: Rope Wind Hitch
Output Shaft Std: 65mm Round
(Output Shaft adaptors available)



65mm
Round

AUGER DIA (mm)	DRILLING DEPTH IN METRES**		
	SOFT	MEDIUM	HARD
150	4M	3.6M	3.2M
200			
225			
250			
300			
350			
400			
450			
500	↓	↓	↓
600	4M	3.6M	3.2M
750	3M	2.7M	2.4M
800	2.5M	2.3M	2.1M




5500Tc
Earth Drill

TRUCK CRANES TO 15 T / METRE

S5 AUGERS
150-800mm Dia

Torque Range: 1,685-5,477 Nm
Oil Pressure Range: 80-260 Bar
Oil Flow Range: 15-50 lpm
Speed Range: 11-38 rpm
Unit Height: 780 mm
Unit Diameter: 269 mm
Unit Weight: 108 kg
Hitch: Rope Wind Hitch
Output Shaft Std: 75mm Square
(Output Shaft adaptors available)



75mm
Square

AUGER DIA (mm)	DRILLING DEPTH IN METRES**		
	SOFT	MEDIUM	HARD
150	5M	4.5M	4.1M
200			
225			
250			
300			
350			
400			
450	↓	↓	↓
500	5M	4.5M	4.1M
600	4M	3.6M	3.2M
750	3.5M	3.2M	2.9M
800	3M	2.7M	2.4M
900	2.5M	2.3M	2.1M
1000	2M	1.8M	1.6M




7000Tc
Earth Drill

TRUCK CRANES 9-18 T / METRE

S5 AUGERS
150mm-1M Dia

Torque Range: 2,098-6,819 Nm
Oil Pressure Range: 80-260 Bar
Oil Flow Range: 15-50 lpm
Speed Range: 9-30 rpm
Unit Height: 780 mm
Unit Diameter: 269 mm
Unit Weight: 110 kg
Hitch: Rope Wind Hitch
Output Shaft Std: 75mm Square
(Output Shaft adaptors available)



75mm
Square



AUGER SUMMARY

Full technical details of Augers, Extensions and Wear Parts can be found in the Auger section of this brochure.

S4 AUGERS FOR THE 3000TC

Auger Torque S4 Augers feature extra long flighted sections of shallow pitch flights. **Earth, Tungsten** and **Extra Dig** variations are available.

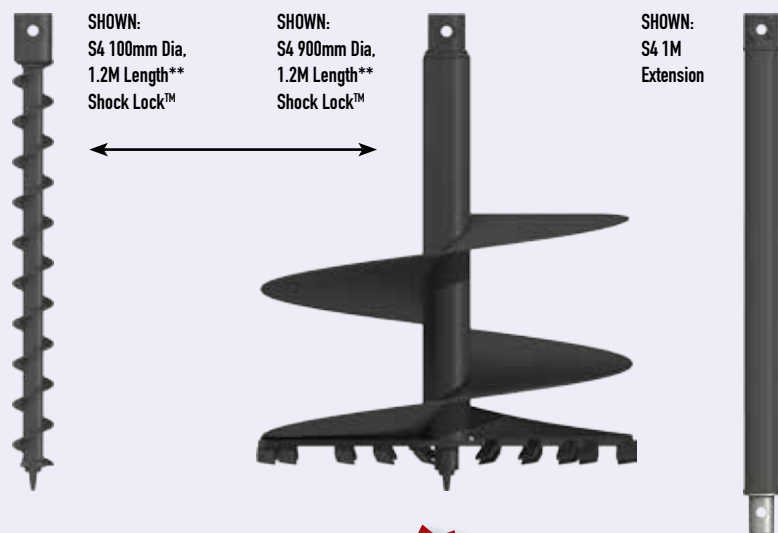
Available as standard in the following diameters:

100mm	250mm	450mm
150mm	300mm	500mm
200mm	350mm	600mm
225mm	400mm	

S4 EXTENSIONS


S4 Auger Extensions are available in the following lengths:

500mm
1M
(other lengths on request)



SHOCK LOCK™
Tooth Locking System

DON'T LEAVE YOUR TEETH
DOWN THE HOLE!



** Auger lengths stated
include fitted wear parts.

S5 AUGERS FOR THE 5500TC AND 7000TC

Auger Torque S5 Augers feature extra long flighted sections of shallow pitch flights. **Earth, Tungsten** and **Rock** variations are available.

Available as standard in the following diameters:

150mm	350mm	750mm
200mm	400mm	800mm
225mm	450mm	900mm
250mm	500mm	1M
300mm	600mm	

S5 EXTENSIONS

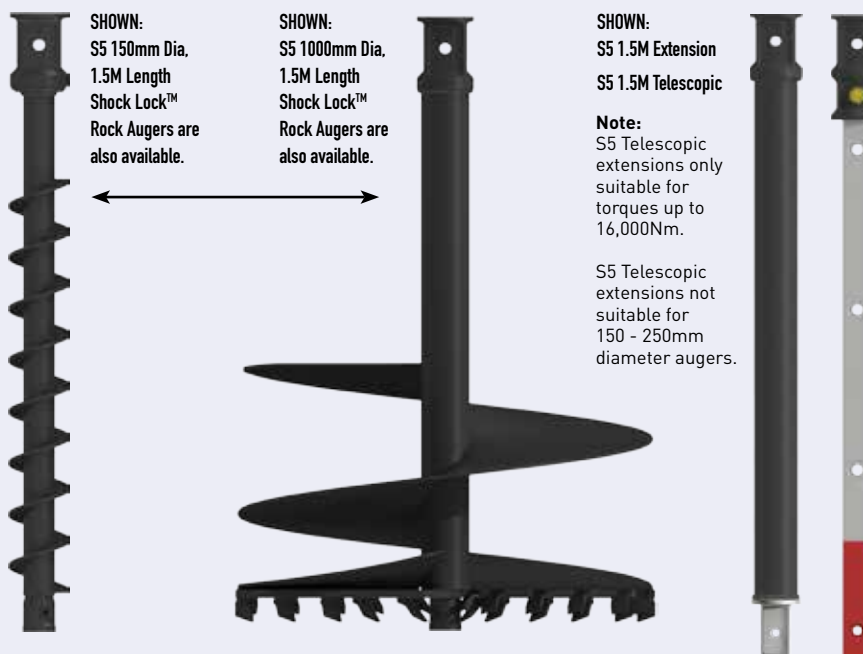
Available in the
following lengths:

1M 1.5M
2M

S5 TELESCOPIC

Available in the
following lengths:

1.5M 2M



Note:
S5 Telescopic
extensions only
suitable for
torques up to
16,000Nm.

S5 Telescopic
extensions not
suitable for
150 - 250mm
diameter augers.

SHOCK LOCK™
Tooth Locking System

DON'T LEAVE YOUR TEETH
DOWN THE HOLE!



Augers shown feature
Shock Lock™ Toothholders.
Rock Teeth Augers are also
available.

AUGERS

Features of our Augers

HUB OPTIONS

Augers are available with all major standard hubs on the market, including:

2", 2.5", 3" and 4" Hex

50mm, 2" and 65mm Round

57mm, 75mm, 100mm, 110mm and 130mm Square ...to name but a few.

HEAVY DUTY TUBE

We know that our Augers can expect a tough life so we only use the highest grade steel and vary our tube size according to machine size and application. Our Augers have a reputation of being the toughest on the market.

SHALLOW PITCH FLIGHTS

By working with and, more importantly, listening to operators feedback we have developed the perfect pitch for our flights. It will cut at its maximum efficiency and, most importantly the spoil will stay on your Auger when you remove it from the hole.

SHOCK LOCK™ Tooth Locking System

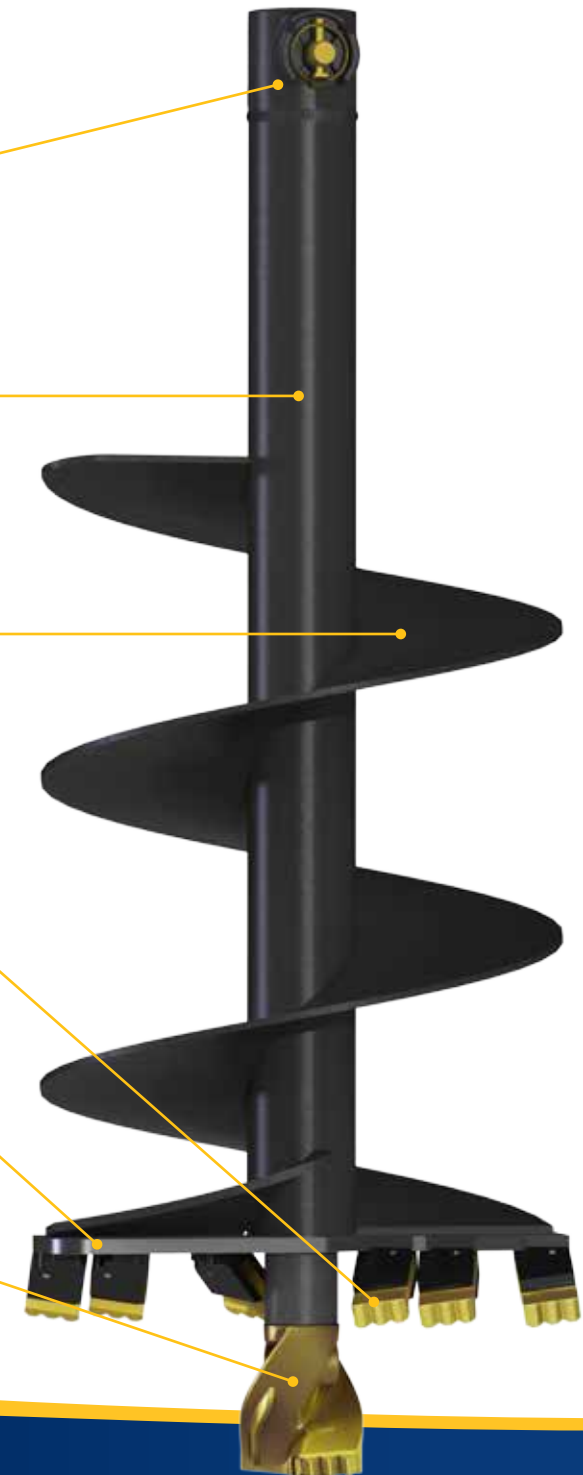
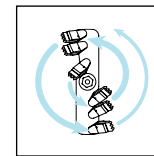
Are you tired of losing your teeth down the hole? With our patented **Shock Lock™** Tooth Locking System loss is now a thing of the past. The simple but effective locking pin holds teeth secure in both directions.

CONSTANT SPIRAL CUT

Our boring heads are designed with a Constant Spiral Cut. Teeth are located so that each makes its own fresh cut on every revolution and are angled to direct spoil towards the centre of the auger. The tooth cutting angle ensures spoil is broken up thoroughly to avoid any clogging.

PILOT AND TOOTH OPTIONS

Auger Torque Augers are offered with many different tooth and pilot options to suit your specific need. For example in the S4 range we offer up to eight different combinations and we have the know-how to help you select the optimal configuration.

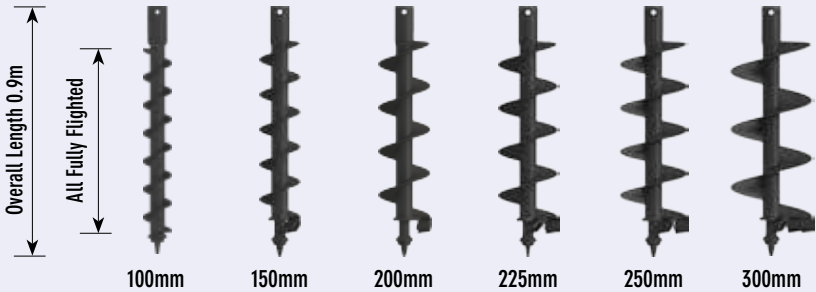


S2 AUGERS

MICRO EXCAVATORS 0.75 - 1 T

With our patented **Shock Lock™** Tooth Locking System tooth loss is now a thing of the past. Using the **Shock Lock™** pin and rubber in our unique **Shock Lock™** tooth holders ensures your Auger teeth are safely locked in place and protected against shock fractures.

Replacing worn teeth is a breeze with this system, simply knock out the old pin with a standard hole punch and the tooth will slide out of the holder with ease. Acclaimed as the best system on the market you will never need to worry about fitting spare teeth due to losing them again.



HUB OPTIONS



50mm Round

Stihl Attachments

EARTH WEAR PARTS



S2/4 Earth Pilot
33-9203-KIT

S2/4 Shock Lock™ Earth Tooth
33-9121-KIT

TUNGSTEN WEAR PARTS



S2/4 Tungsten Pilot
33-9204-KIT

S2/4 Shock Lock™ Tungsten Tooth
33-9122-KIT

EXTRAS



Pin & Clip
50 Round
42-1055-KIT

S1/2/4 Shock Lock™ Tooth Holder
33-1010

WEAR PARTS FOR GROUND CONDITIONS

EARTH (Shock Lock™)

Best suited to soft grounds like earth and clay.

TUNGSTEN (Shock Lock™)

Best used in dry, hard or medium ground conditions where floating rocks may be encountered. The perfect all-rounder if you are not sure about what you might encounter.



S4 AUGERS

MINI EXCAVATORS 1 - 5 T, MINI LOADERS,
SKIDSTEER LOADERS UP TO 80HP AND
TRUCK CRANES UP TO 9 T / METRE

STANDARD HUB OPTION



65mm
Round

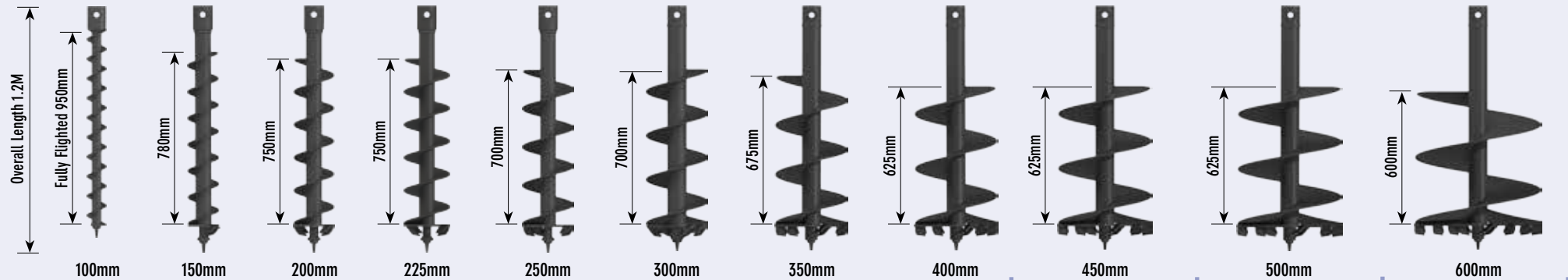
SHOCK LOCK™ Tooth Locking System

DON'T LEAVE
YOUR TEETH
DOWN THE
HOLE!



With our patented **Shock Lock™** Tooth Locking System tooth loss is now a thing of the past. Using the **Shock Lock™** pin and rubber insert in our unique **Shock Lock™** tooth holders ensures your Auger teeth are safely locked in place and protected against shock fractures.

Replacing worn teeth is a breeze with this system, simply knock out the old pin with a standard hole punch and the tooth will slide out of the holder with ease. Acclaimed as the best system on the market you will never need to worry about fitting spare teeth due to loss again.



Earth Drill **X1500**
Earth Drill **ML1500**

Earth Drill **X2000**
Earth Drill **ML2000**

Earth Drill **X2500**
Earth Drill **ML2500**

Earth Drill **3000MAX**
Earth Drill **3000TC**

Earth Drill **3500MAX**

Earth Drill **4500MAX**

EARTH WEAR PARTS



S2/4
Earth Pilot
33-9203-KIT

S2/4 Shock Lock™
Earth Tooth
33-9121-KIT

TUNGSTEN WEAR PARTS



S4
Tungsten Pilot
33-9204-KIT

S4
Extra Dig Pilot
33-9212-KIT

S4 Shock Lock™
Tungsten Tooth
33-9122-KIT

EXTRAS



Pin & Clip
65 Round
30-0004-KIT

S1/2/4 Shock Lock™
Tooth Holder
33-1010

S4 Pilot
Extension
33-4106-KIT

S4 Drive Lugs
33-4102
33-4105
33-4110

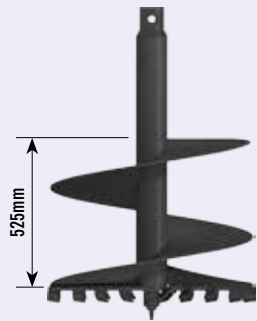
BORING HEADS



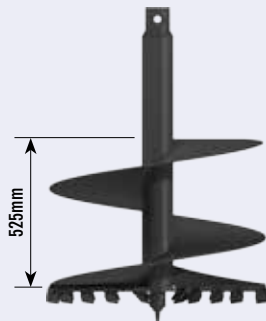
S4 Earth Teeth & Pilot

S4 Tungsten Teeth & Pilot

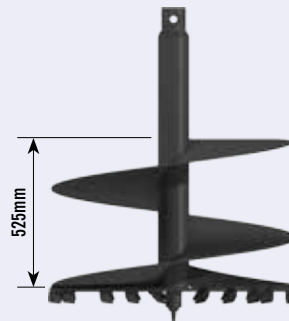
S4 Extra Dig Teeth & Pilot



750mm



800mm

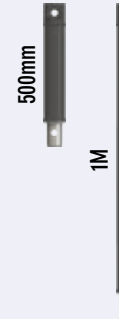


900mm

All the Augers above are shown with
Shock Lock™ Tooth Holders.

* Overall Length given includes the
auger fitted with wear parts.

S4 EXTENSIONS



WEAR PARTS REQUIRED FOR GROUND CONDITIONS

EARTH (Shock Lock™)

Best suited to soft grounds like earth and clay.

TUNGSTEN (Shock Lock™)

Best used in dry, hard or medium ground conditions where floating rocks may be encountered. The perfect all-rounder if you are not sure about what you might encounter.

EXTRA DIG PILOT

A stronger Pilot for more demanding ground conditions.

OTHER
DIAMETERS
AVAILABLE ON
REQUEST

S5 AUGERS

EXCAVATORS FROM 4.5 - 8 T, TELEHANDLERS,
HIGH FLOW SKIDSTEER LOADERS, BACKHOES
AND TRUCK CRANES FROM 9 - 18 T / METRE

STANDARD HUB OPTION



75mm
Square

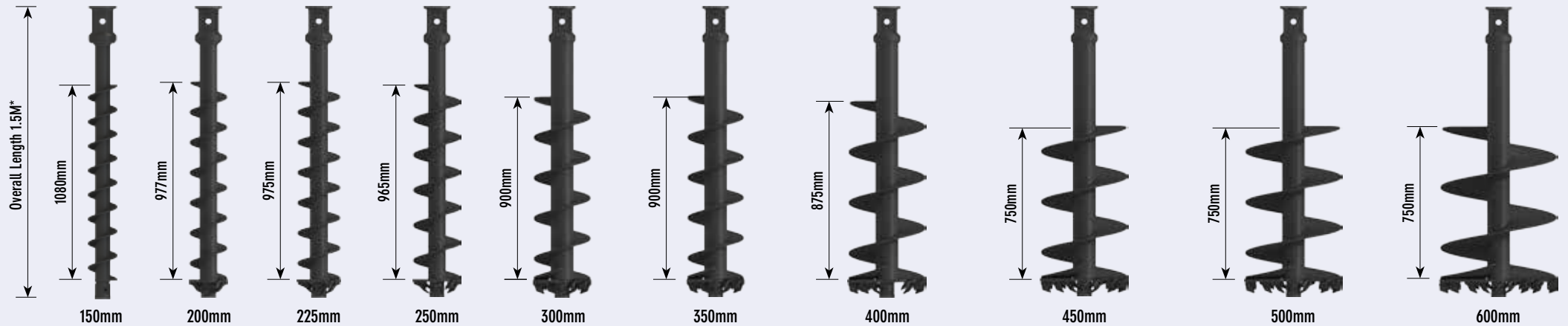
SHOCK LOCK™ Tooth Locking System

DON'T LEAVE
YOUR TEETH
DOWN THE
HOLE!



With our patented **Shock Lock™** Tooth Locking System tooth loss is now a thing of the past. Using the **Shock Lock™** pin and rubber insert in our unique **Shock Lock™** tooth holders ensures your Auger teeth are safely locked in place and protected against shock fractures.

Replacing worn teeth is a breeze with this system, simply knock out the old pin with a standard hole punch and the tooth will slide out of the holder with ease. Acclaimed as the best system on the market you will never need to worry about fitting spare teeth due to loss again.



Earth Drill **5500MAX**

Earth Drill **5000TC**

Earth Drill **7000MAX**

Earth Drill **7000TC**

Earth Drill **8000MAX**

EARTH WEAR PARTS



S5/6 Earth Pilot
33-9205-KIT

S5/6 Shock Lock™ Earth Tooth
33-9126-KIT

TUNGSTEN WEAR PARTS



S5/6 Tungsten Pilot
33-9206-KIT

S5/6 Shock Lock™ Tungsten Tooth
33-9127-KIT

ROCK WEAR PARTS



S5/6 Rock Pilot
33-9207-KIT

S5/6 Rock Tooth
33-9107

EXTRAS



Pin & Clip
57/75 Square
30-0002-KIT

S5/6 Shock Lock™ Tooth Holder
33-1011

S5/6 Rock Tooth Holder
33-1013

S5/6 Drive Socket
1 3/4" Hex
33-4103

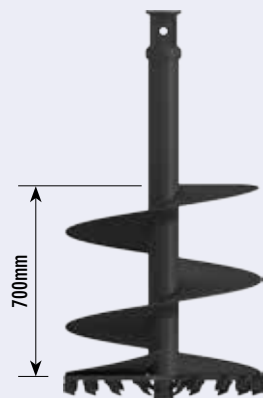
BORING HEADS



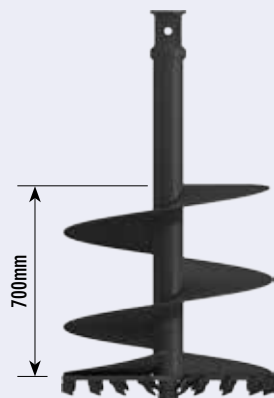
S5/6 Earth Teeth & Pilot

S5/6 Tungsten Teeth & Pilot

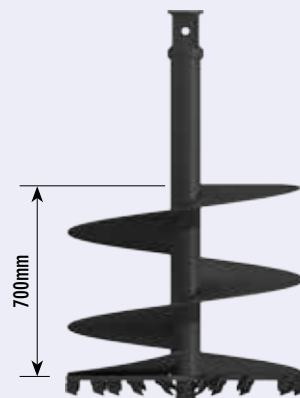
S5/6 Rock Teeth & Pilot



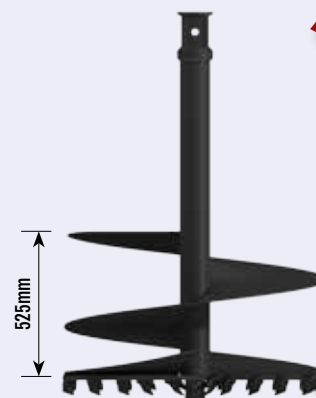
750mm




800mm



900mm



1M



1.2M


OTHER
DIAMETERS
AVAILABLE ON
REQUEST

All the Augers above are shown with **Shock Lock™** Tooth Holders. Rock Teeth require a Rock Tooth version of the Auger.

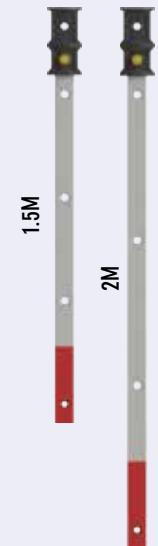
* Overall Length given includes the auger fitted with wear parts.

Augers over 1m - special order up to 1.2m

S5 EXTENSIONS



S5 TELESCOPIC



Note:
S5 Telescopic extensions only suitable for torques up to 16,000Nm.

S5 Telescopic extensions not suitable for 150 - 250mm diameter augers.

For Augers over 1 metre diameter please call our sales office for further information.

WEAR PARTS FOR GROUND CONDITIONS

EARTH (Shock Lock™)

Best suited to soft grounds like earth and clay.

TUNGSTEN (Shock Lock™)

Best used in dry, hard or medium ground conditions where floating rocks may be encountered. The perfect all-rounder if you are not sure about what you might encounter.

ROCK (Taper Lock)

For very hard ground and tarmac where extra cutting is needed and high wear is expected. Most effective on machines with high down pressure.

S6 AUGERS

EXCAVATORS & BACKHOES FROM 8 - 22 T

STANDARD HUB OPTION



75mm
Square

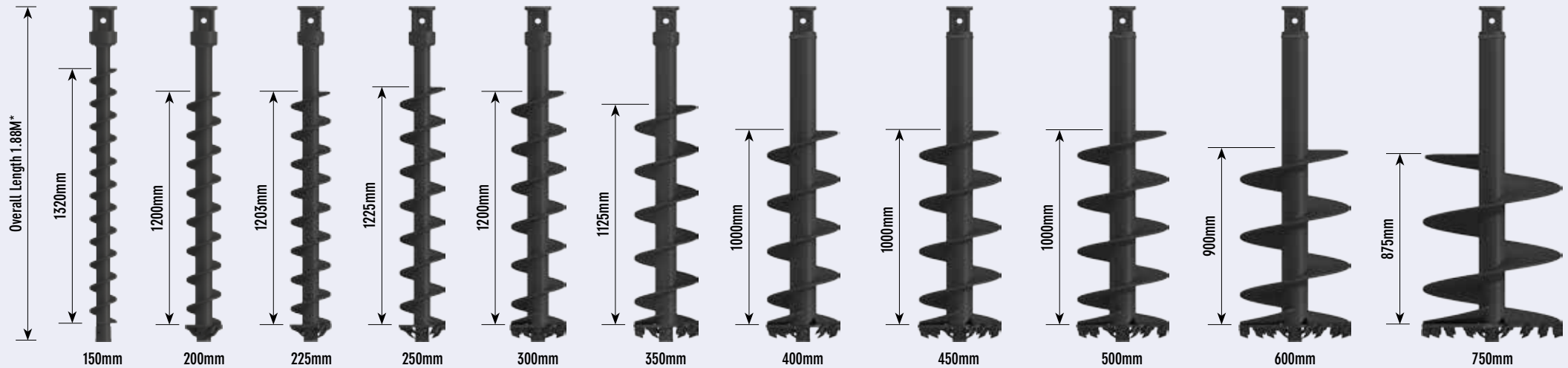
SHOCK LOCK™ Tooth Locking System

DON'T LEAVE
YOUR TEETH
DOWN THE
HOLE!



With our patented **Shock Lock™** Tooth Locking System tooth loss is now a thing of the past. Using the **Shock Lock™** pin and rubber insert in our unique **Shock Lock™** tooth holders ensures your Auger teeth are safely locked in place and protected against shock fractures.

Replacing worn teeth is a breeze with this system, simply knock out the old pin with a standard hole punch and the tooth will slide out of the holder with ease. Acclaimed as the best system on the market you will never need to worry about fitting spare teeth due to loss again.



Earth Drill **10 000**

Earth Drill **12 000MAX**

Earth Drill **15 000MAX**

Earth Drill **20 000MAX**

Earth Drill **25 000MAX**

EARTH WEAR PARTS



S5/6 Earth Pilot
33-9205-KIT

S5/6 Shock Lock™ Earth Tooth
33-9126-KIT

TUNGSTEN WEAR PARTS



S5/6 Tungsten Pilot
33-9206-KIT

S5/6 Shock Lock™ Tungsten Tooth
33-9127-KIT

ROCK WEAR PARTS



S5/6 Rock Pilot
33-9207-KIT

S5/6 Rock Tooth
33-9107

EXTRAS



Pin & Clip
57/75 Square
30-0002-KIT

S5/6 Shock Lock™ Tooth Holder
33-1011

S5/6 Rock Tooth Holder
33-1013

S5/6 Drive Socket
1 3/4" Hex
33-4103

BORING HEADS



S5/6 Earth Teeth & Pilot

S5/6 Tungsten Teeth & Pilot

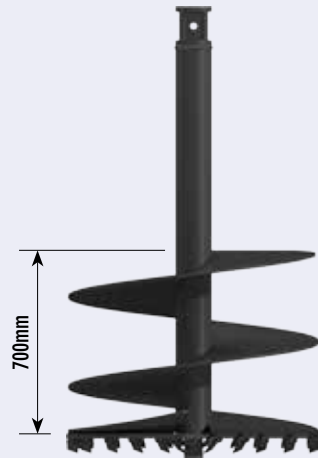
S5/6 Rock Teeth & Pilot



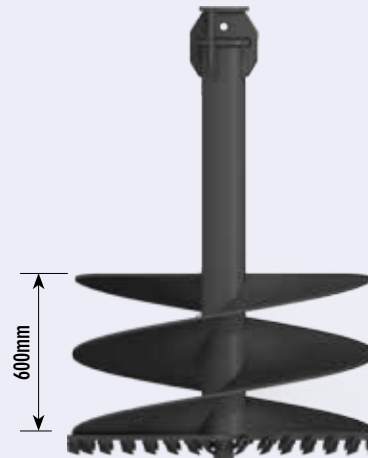
800mm



900mm



1M



1.2M

All the Augers above are shown with **Shock Lock™** Tooth Holders. Rock Teeth require a Rock Tooth version of the Auger.


* Overall Length given includes the auger fitted with wear parts.



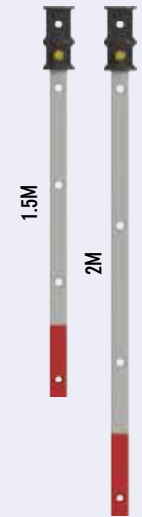
1.5M

Augers of a larger diameter and length can be manufactured for use with these Earth Drills, but technical advice is required. Call one of our main offices for more details.

S6 EXTENSIONS



S6 TELESCOPIC



Note:
S6 Telescopic extensions only suitable for torques up to 16,000Nm.

S6 Telescopic extensions not suitable for 150 - 250mm diameter augers.

OTHER DIAMETERS AVAILABLE ON REQUEST

WEAR PARTS FOR GROUND CONDITIONS

EARTH (Shock Lock™)

Best suited to soft grounds like earth and clay.

TUNGSTEN (Shock Lock™)

Best used in dry, hard or medium ground conditions where floating rocks may be encountered. The perfect all-rounder if you are not sure about what you might encounter.

ROCK (Taper Lock)

For very hard ground and tarmac where extra cutting is needed and high wear is expected. Most effective on machines with high down pressure.

PA AUGERS

EXCAVATORS 17 - 45 T

STANDARD HUB OPTION



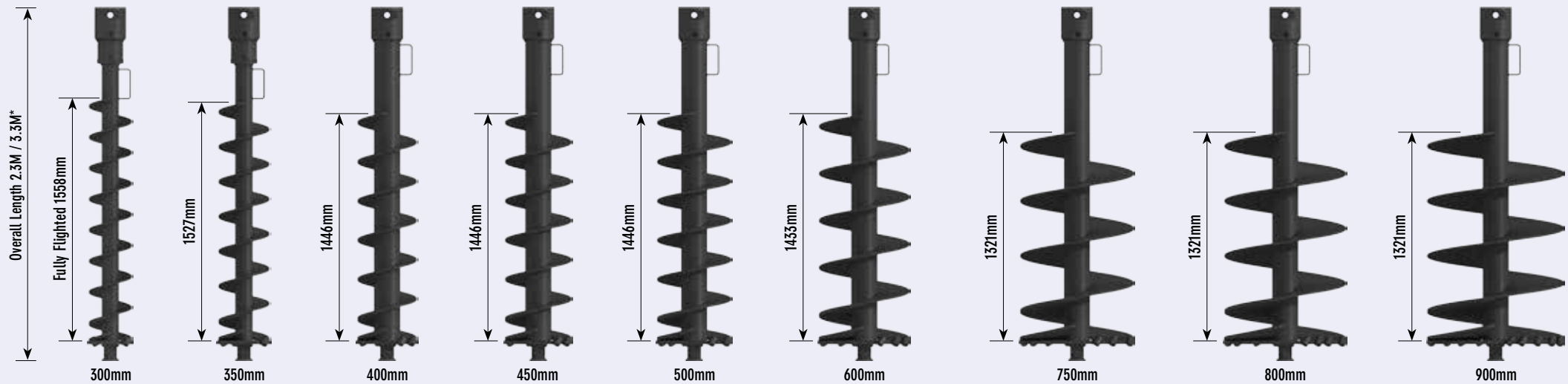
110mm
Square

**PA Augers are available
in 2.3 metre or 3.3 metre
lengths as standard -
Please specify when
ordering**



The PA Range of Augers are the most heavy-duty units available and are available in 2.3 metre and 3.3 metre lengths as standard. Fully flighted versions are available also.

Our standard PA Auger range has a maximum diameter of 1.5m however Augers with a diameter of up to 2.4m can be manufactured on request. Contact our sales office for further information.



Earth Drill **35 000MAX**

Earth Drill **42 000MAX**

Earth Drill **65 000MAX**

EARTH WEAR PARTS



ROCK WEAR PARTS



EXTRAS



BORING HEADS

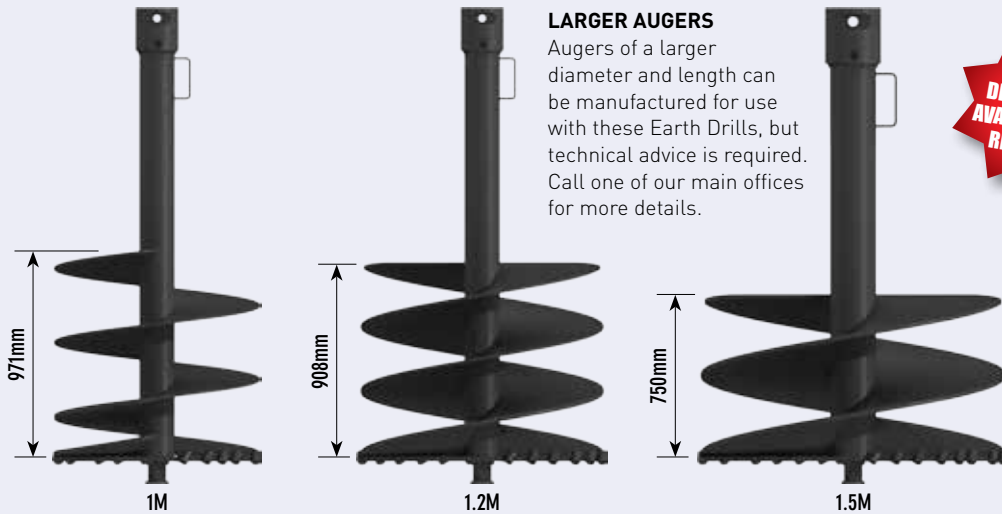


The PA Rock Pilot can be purchased in separate sections or as a whole assembly when buying replacement parts.

LARGER AUGERS

Augers of a larger diameter and length can be manufactured for use with these Earth Drills, but technical advice is required. Call one of our main offices for more details.

OTHER
DIAMETERS
AVAILABLE ON
REQUEST




Augers over 1.2m - special order up to 1.8m

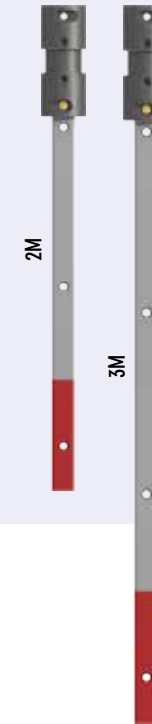
* Overall Length given includes the auger fitted with wear parts.

For Augers over 1.2 metres diameter please call one of our sales offices for further information.

PA EXTENSIONS



PA TELESCOPIC



WEAR PARTS FOR GROUND CONDITIONS

EARTH (Taper Lock)

Best suited to soft grounds like earth and clay.

ROCK (Taper Lock)

For very hard ground and tarmac where extra cutting is needed and high wear is expected. Most effective on machines with high down pressure.

Hard Rock Auger

For the most demanding drilling situations



HUB OPTIONS

Tapered rock augers are available in 3 popular sizes; 75mm, 100mm and 110mm Square.

HEAVY DUTY TUBE

We know that the Hard Rock Auger range will be used for the toughest applications so we only use the highest grade steel and vary our tube size according to machine size and application.

SHALLOW PITCH FLIGHTS

By working with and, more importantly, listening to operators feedback we have developed the perfect pitch for our flights. It will cut at its maximum efficiency and, most importantly the spoil will stay on your cutting head when you remove it from the hole.

TAPERED CUTTING PATH

Our cutting heads are designed with a Constant Spiral Cut. Teeth are located so that each makes its own fresh cut on every revolution and are angled to direct spoil towards the centre of the Cutting Head. The tooth cutting angle ensures spoil is broken up thoroughly to avoid any clogging.

ROCK PILOT AND TOOTH

Auger Torque Tapered Cutting Heads are offered with our rotating Rock tooth and pilot to suit your hard rock needs.



FEATURES

- Drilling performance is increased due to precisely calculated tooth positions along the edges of the cutting head
- Improved productivity when cutting through hard ground and fractured rock
- The positioning of the teeth increases the penetrative forces which can be found on the tooth cutting edge
- This increase in force fractures the substrate into large pieces bringing them to the surface at an increased rate compared to traditional cutting heads



Truck Cranes & The Rope Wind Hitch

Growing in popularity, truck cranes allow a great deal of flexibility when working off site. On-board hydraulics allow trucks to deliver materials where no loading facilities are available.

Equally, remote working can be made easy by using the truck crane boom for earth drilling operations. Flat bed trucks equipped with Truck Crane Earth Drills turn telegraph and power pole as well as street light installations into a single man operation and foundation piling can all be facilitated with the use of one vehicle.

The ingenious Auger Torque Rope Wind Hitch allows for safe and secure storage during transit without the need to disassemble the unit from the boom.

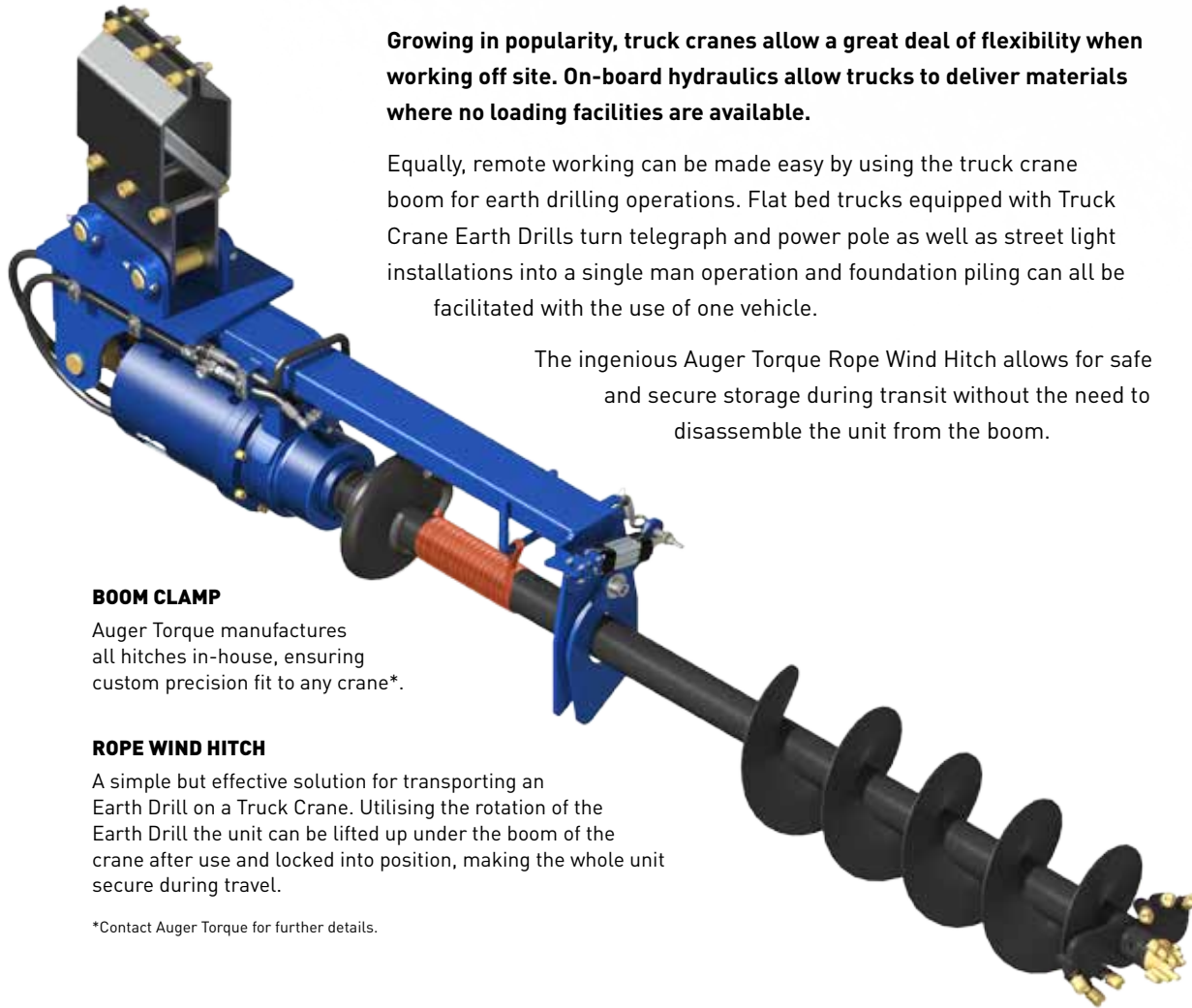
BOOM CLAMP

Auger Torque manufactures all hitches in-house, ensuring custom precision fit to any crane*.

ROPE WIND HITCH

A simple but effective solution for transporting an Earth Drill on a Truck Crane. Utilising the rotation of the Earth Drill the unit can be lifted up under the boom of the crane after use and locked into position, making the whole unit secure during travel.

*Contact Auger Torque for further details.



PROVEN RELIABILITY IN EXTREMELY DEMANDING CONDITIONS



Mast-Based Drilling Rig

A quick and efficient attachment for precise and accurate drilling of large depth holes.

FEATURES

- Precision-engineered gearbox
- Interchangeable hitch assembly
- High grade cable tension assembly
- High tensile galvanised steel winch cable
- Hose guide rail for neat hose connections
- Easy access pulley grease points

APPLICATIONS

- Pre-drilling for pile driving
- Dewatering
- Auger cast piles
- Marine foundations
- Permanent retaining walls
- Exploration and research

GUIDE TO DRILLING PERFORMANCE*

Continuous Flight Auger

AUGER DIA (mm)	DRILLING DEPTH IN METRES**		
	SOFT	MEDIUM	HARD
150	18.3M	12.2M	12.2M
200	18.3M	12.2M	12.2M
250	12.2M	12.2M	12.2M
300	12.2M	9.2M	9.2M

MDR6500

EXCAVATORS 12 - 15 T

DRILL HEAD

Torque Range:	2,717-8,152 Nm	Unit Height: 6990 mm
Oil Pressure Range:	80-240 Bar	Unit Width: 1250 mm
Oil Flow Range:	70-150 lpm	Unit Depth: 1500 mm
Speed Range:	33-70 rpm	Total Weight (excluding auger): 1450 kg

WINCH

Cable Pull Speed:	2.4-18.3 m/min
Oil Pressure Range:	35-207 Bar
Oil Flow Range:	11-95 lpm



Screw Pile Installations



Many of Auger Torque's Earth Drills, from the robust Earth Drill 10,000 upwards, are excellent tools for screw pile installation due to their high levels of torque and range of rotational speed.

Couple this with the all new electronic torque metering linkage block which has an accuracy rating of over 99% and you have all you need for fast and precise Screw Pile installation.

Screw piles can be used as a steel foundation solution for railway and highway installations, masts, towers, cantilever gantries, platforms, lighting columns and sign posts. They support structures in both tension and compression, providing an ideal solution where overturning forces are significant or when ground conditions aren't suitable for other methods of foundation.

Quick and easy to install, in many cases the piles and associated structures can be installed in a day. Using the torque metering linkage block, applied torques can be displayed and logged for data analysis.

Made from galvanised steel, Screw Piles are also maintenance free and reusable after removal from temporary installations.

BENEFITS OF SCREW PILES INCLUDE:

- Quick and easy to install
- No concrete mixing or curing time
- No excavations needed or spoil to remove
- Suitable for soft or mixed composite ground
- Installations possible in low temperatures and wet conditions
- Can be installed around existing underground services
- Removable and re-useable

Screw Piles can be made to customers own specifications - talk to your closest Auger Torque main office for more information.

Screw Pile Torque Heads

A new era in the world of Screw Pile Torque Heads

Auger Torque is proud to announce the release of our brand new XHT Series Torque Heads. Specifically designed and ideally suited to foundation screw pile applications this series heralds a new era in the world of screw pile torque heads.

The new torque heads are available to suit machines from as little as 24T all the way to 50T and are designed and manufactured in-house at Auger Torque's UK facility, guaranteeing class leading workmanship and the reliability Auger Torque is famous for.

INTEGRAL GEAR OIL COOLING

Our unique design allows for efficient oil cooling via auto circulation of the fluid without the need for an external mechanical pump. This system effectively protects your investment during extreme high torque screw pile applications.

EPICYCLIC GEARBOX

Torque is amplified by using the unique Auger Torque planetary gearbox. This system allows the motors output torque to be multiplied with extreme efficiency as well as ensuring the durability and reliability you need.

HIGH QUALITY HYDRAULIC MOTORS

As with our Earth Drill range, we use the highest quality suppliers to develop the most reliable attachments available on the market today.

NON-DISLODGE MENT SHAFT

Unique to Auger Torque, the Non-Dislodgement Shaft is a single piece drive shaft assembled top down and locked into the XHT Torque Head housing. This design guarantees that the shaft will never fall out, making for a safer work environment, not only for the operator but also any surrounding workers, a **MUST-HAVE FEATURE** for any safety conscious company.



BENT AXIS PISTON MOTOR

INTEGRAL GEAR OIL COOLING SYSTEM

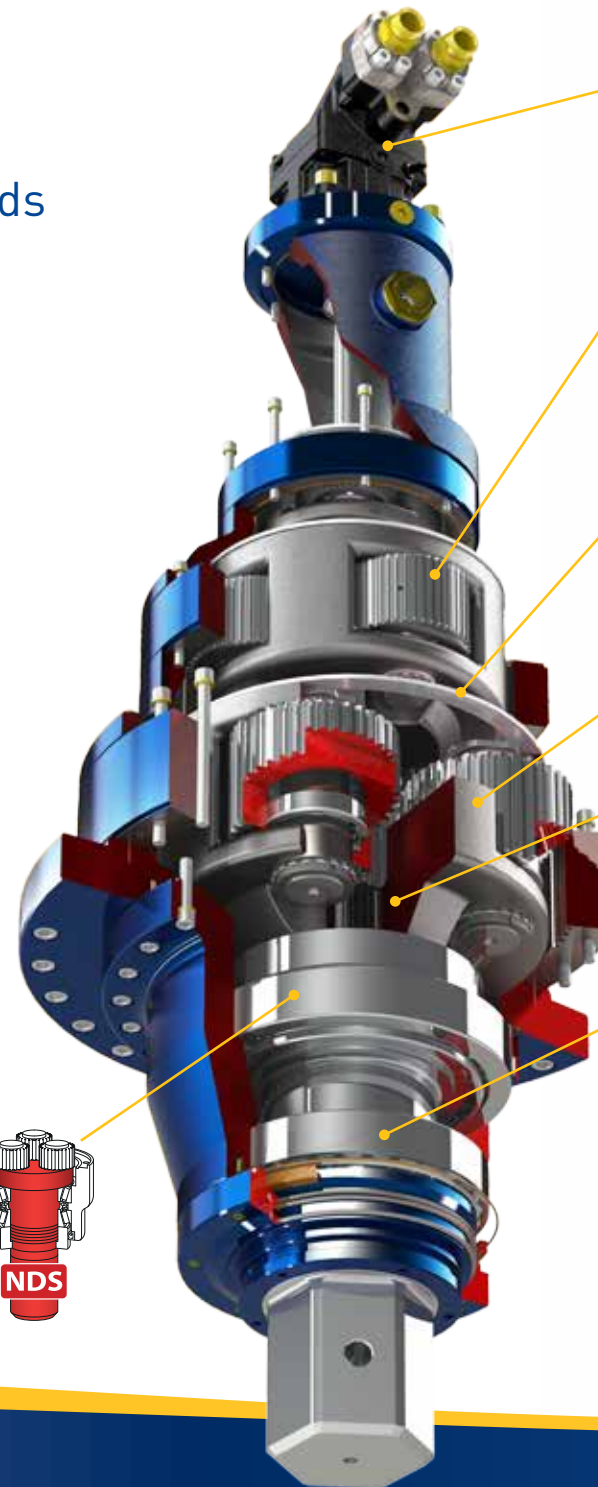
(DESIGNED FOR LONG DUTY CYCLES)

CARRIER RISE SUPPRESSION SYSTEM

MODULAR GEAR CARRIERS

HYBRID OIL CIRCULATION SYSTEM

OVER ENGINEERED BEARINGS



WATCH VIDEO

XHT Torque Heads

150XHT

EXCAVATORS 24 - 50 T

Torque Range: 64,830-150,690 Nm
 Oil Pressure Range: 160-360 Bar
 Oil Flow Range: 100-320 lpm
 Speed Range: 4-12 rpm
 Unit Height: 2166mm
 Unit Diameter: 825mm
 Unit Weight: 2400 kg
 Hitch Option: Double Pin Cradle Hitch
 Output Shaft: 180mm Hex



Double Pin
Cradle Hitch



180mm Hex

250XHT

EXCAVATORS 24 - 50 T

Torque Range: 144,662-249,140 Nm
 Oil Pressure Range: 180-310 Bar
 Oil Flow Range: 80-225 lpm
 Speed Range: 1.8-4 rpm
 Unit Height: 2166mm
 Unit Diameter: 825mm
 Unit Weight: 2400 kg
 Hitch Option: Double Pin Cradle Hitch
 Output Shaft: 180mm Hex



Double Pin
Cradle Hitch



180mm Hex



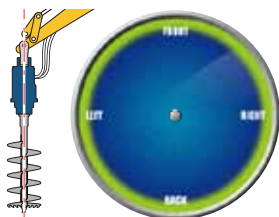
Alignment Monitor

When accuracy is key, The Auger Torque Alignment Monitor is an essential tool for ensuring your application is precise and quick.

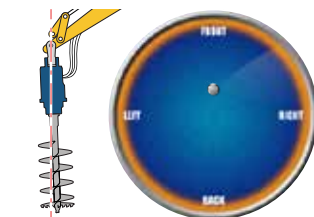
Unrestricted by parent machine size, the Alignment Monitor is easy to install with your existing equipment. Now the operator can see the alignment from all angles, there's no need for additional operatives to watch over the installation.

FEATURES

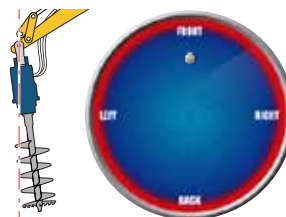
- One man operation
- Plug and play capability
- Alignment display easily installed in operator cab
- A compact, bright colour interface
- Alignment sensor fits to your existing earth drill
- Sensitivity adjustment to suit the application
- IP54 rated - suitable for use in all weathers
- 12-24V operating range



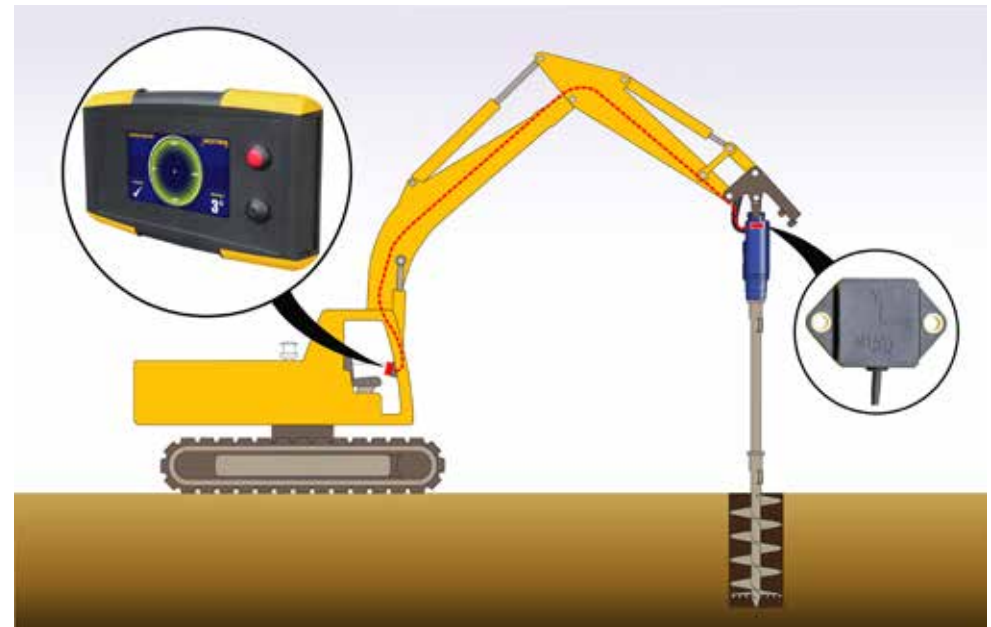
Application is aligned



Application is moving out of alignment



Application is out of alignment





Torque Monitor

Applying the correct torque during the installation of Screw Piles is paramount to ensure the structure is safely secured.

Receiving applied torque data in real-time, which is accurate to 99.7% for this critical procedure is made easy with this new Auger Torque device.

Compatible with the majority of our Earth Drills, the Torque Monitors can measure values up to 65,000Nm. The sophisticated sensors inside send instant data to a hand-held PDA, allowing operators to work with ultimate efficiency.

FEATURES

- Measure up to 65,000Nm
- Quick and easy to install
- Correct torque measurement when installing screw anchors to an accuracy of 99.7%
- Allows operators to work with ultimate efficiency
- Wireless transmission
- Real time data transfer
- Compatible with Auger Torque and OEM earth drills

*XHT250: mount onto output shaft



TM25

Torque Range: 5,000–25,000 Nm
 Earth Drill Range: 10,000–25,000MAX
 Unit Height: 430mm
 Unit Diameter: 270mm
 Unit Weight: 59kg
 Hitch Connection: Single Pin
 Pin Diameter: 45mm
 Optional Extras: Handheld PDA



TM65

Torque Range: up to 65,000 Nm
 Earth Drill Range: 30,000MAX–65,000MAX
 Unit Height: 510mm
 Unit Diameter: 290mm
 Unit Weight: 80kg
 Hitch Connection: Single Pin
 Pin Diameter: 60mm
 Optional Extras: Handheld PDA



TRENCHER ATTACHMENTS

Features of our Trenchers

HIGH QUALITY MOTOR AND GEARBOX

Using only the highest quality hydraulic motors that allow flow rates of up to 150LPM and then amplified by Auger Torque's own 'bullet-proof' planetary gearbox means that our trenchers have the reliability you need and the power to ensure your trenching is carried out with ease.

EPICYCLIC GEARBOX

Torque is amplified by using the unique Auger Torque planetary gearbox. This system allows the motors output torque to be multiplied with extreme efficiency as well as ensuring the durability and reliability you need.

HOSE & ADAPTOR OPTIONS

All Trenchers are supplied as standard with high quality hoses and adaptors.

MULTIPLE TEETH COMBINATIONS

Chains are available in a number of different teeth configurations for trenching in soft ground, mixed grounds and even permafrost, allowing you to get the job done quickly.

ADJUSTABLE DEPTH SKID

A great feature that will make your job much easier is the precision depth control skid, which enables the operator to set the machine at up to three different trench depths.

RAPID CHAIN ADJUSTMENT

Utilising a simple grease point and grease gun, chain adjustment is quicker than ever.



The days of your trenching bucket may well be over.

The laborious task of digging a trench has been transformed since the advent of the Trencher Attachment.

Suitable for Skid Steer,s Loaders and Excavators, Auger Torque's range of Trenchers cover depths from 0.6 to 1.5 meters and widths up to 350mm. The spoil is piled neatly to one side of the trench by the integral auger.

Experience how Trencher Attachments can make light work of your construction project.

Multiple applications including:-

- Ground Heat Pump Systems
- Drainage & Irrigation
- Gas / Water Piping
- Electrical Cable
- Fibre Optic Cable
- Larger Bore Gas / Water Piping
- Hedge & Tree Planting



**WATCH
VIDEO**

MT Trencher Range

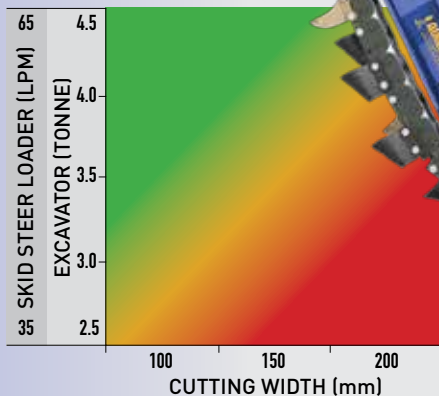


EXCAVATORS 2.5 - 4.5 T & SKIDSTEER LOADERS

For Trenches
300-600mm Depth

Oil Pressure Range: 160-240 Bar
Oil Flow Range: 35-65 lpm
Unit Width: 850mm
Unit Height: 736mm
Unit Length: 1465mm
Cutting Width Range: 100-300mm

Technical data may be subject
to change without notice.

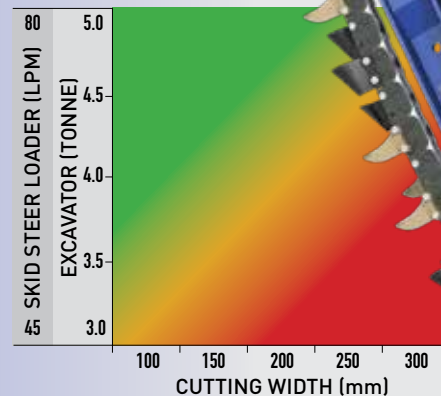
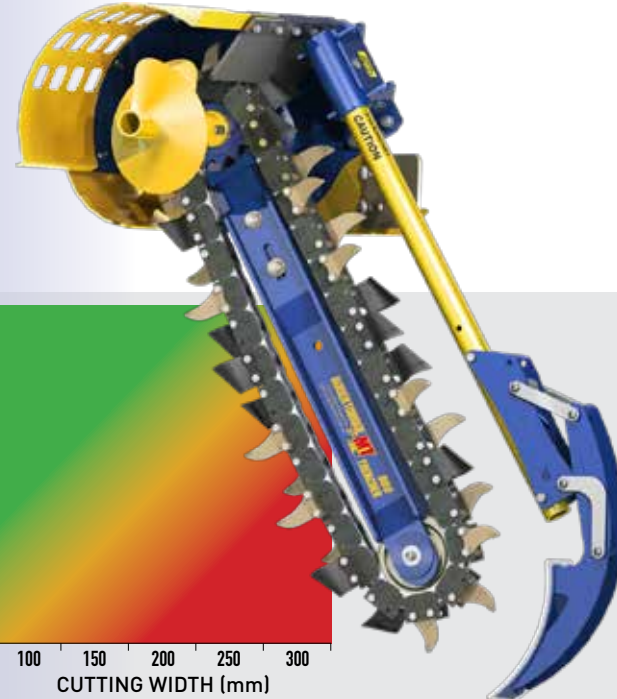


EXCAVATORS 3 - 5 T & SKIDSTEER LOADERS

For Trenches
600-900mm Depth

Oil Pressure Range: 180-240 Bar
Oil Flow Range: 45-80 lpm
Unit Width: 850mm
Unit Height: 736mm
Unit Length: 1800mm
Cutting Width Range: 100-300mm

Technical data may be subject
to change without notice.



■ IDEALLY SUITED ■ SUITABLE ■ NOT SUITED

EARTH WEAR PARTS



Earth Tooth
Left Hand
44-2010



Earth Tooth
Right Hand
44-2011

TUNGSTEN WEAR PARTS



Tungsten Tooth
Left Hand
44-2001



Tungsten Tooth
Centre
44-2002




Tungsten Tooth
Right Hand
44-2003

BOOM SPARE PARTS

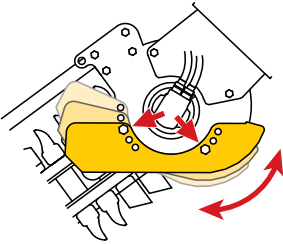


MT Sprocket
42-1033

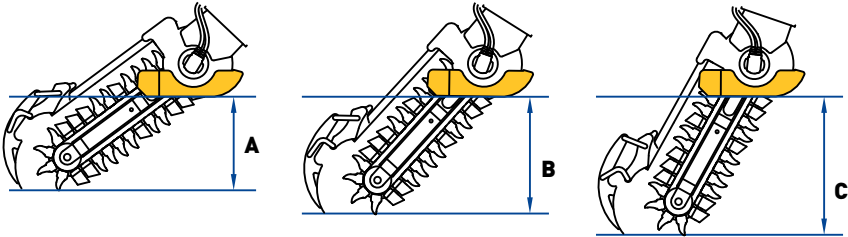


Nose Roller,
Bearing &
Circlip Kit
42-1900-KIT

TRENCH DEPTH CAPABILITY



Adjustable Depth-control Skid allows for 3 different depth settings



	DEPTH A	DEPTH B	DEPTH C
MT 600	300mm	450mm	600mm
MT 900	600mm	750mm	900mm

MOUNTING HITCH OPTIONS

Three versions of mounting hitches are available;

SIDE SHIFT FRAME
For Skidsteer Loaders

MINI LOADER FRAME
for Mini Loaders

EXCAVATOR HITCH
Available in several pin sizes to fit most machines.

Pin diameter options
30mm: 15-53000
35mm 15-53500
40mm 15-54000
45mm 15-54500

GROUND CONDITIONS

- EARTH**
Best suited to soft grounds like earth and clay.
- COMBINATION**
Best used in dry, hard or medium ground conditions.
- TUNGSTEN**
Best used in dry, hard ground conditions.

CHAIN OPTIONS

There are a choice of 3 chain options for each machine to allow for differing ground conditions. Check the chain widths available against Auger Torque charts, price lists and specifications.



CHAIN WIDTH OPTIONS

	100mm	150mm	200mm	250mm	300mm
MT 600 Earth	44-2901	44-2903	44-2905	44-2940	44-2936
MT 600 Combination	44-2902	44-2904	44-2906	44-2919	44-2937
MT 600 Tungsten	44-2918	44-2913	44-2914	44-2945	44-2938
MT 900 Earth	44-2907	44-2909	44-2911	44-2939	44-2933
MT 900 Combination	44-2908	44-2910	44-2912	44-2915	44-2934
MT 900 Tungsten	44-2916	44-2920	44-2921	44-2941	44-2935



XHD Trencher Range

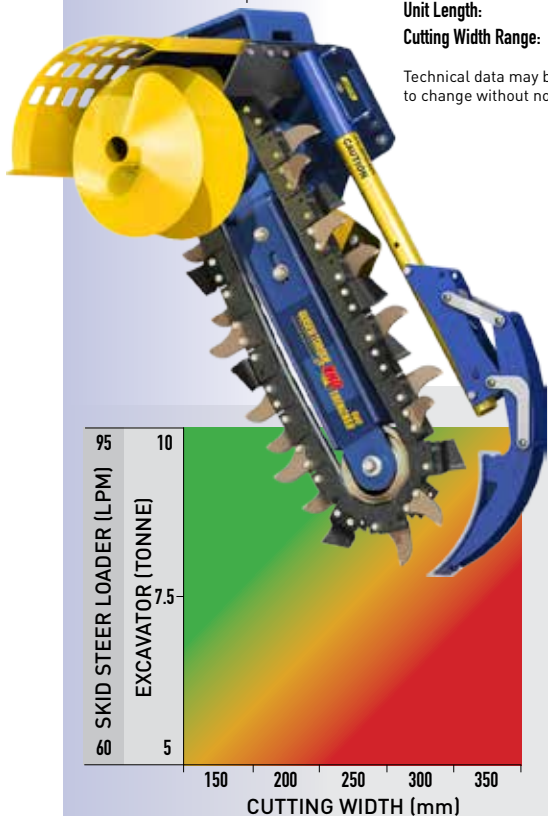
XHD TRENCHER 900

EXCAVATORS 5 - 10 T & SKIDSTEER LOADERS

For Trenches
600-900mm Depth

Oil Pressure Range: 180-240 Bar
Oil Flow Range: 60-95 lpm
Unit Width: 1018mm
Unit Height: 808mm
Unit Length: 1962mm
Cutting Width Range: 150-350mm

Technical data may be subject
to change without notice.



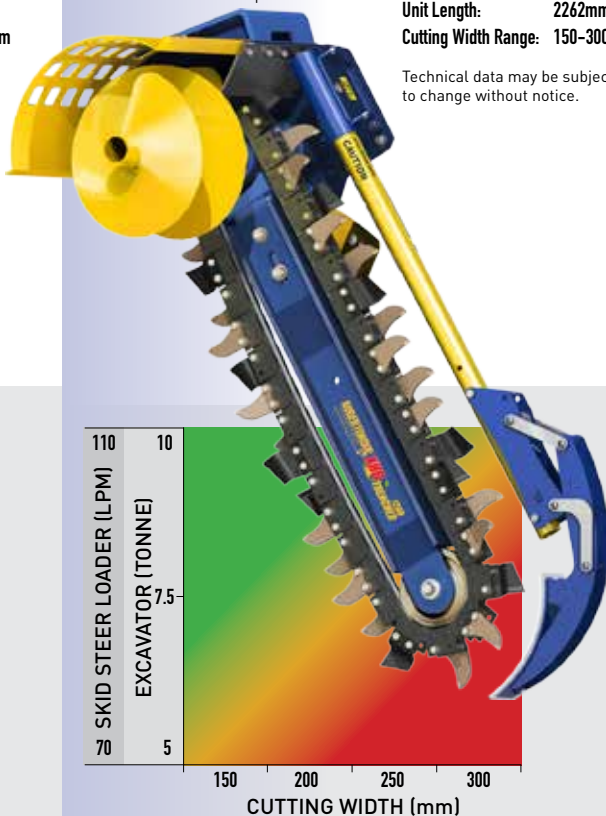
XHD TRENCHER 1200

EXCAVATORS 5 - 10 T & SKIDSTEER LOADERS

For Trenches
800-1200mm Depth

Oil Pressure Range: 180-240 Bar
Oil Flow Range: 70-110 lpm
Unit Width: 1018mm
Unit Height: 808mm
Unit Length: 2262mm
Cutting Width Range: 150-300mm

Technical data may be subject
to change without notice.



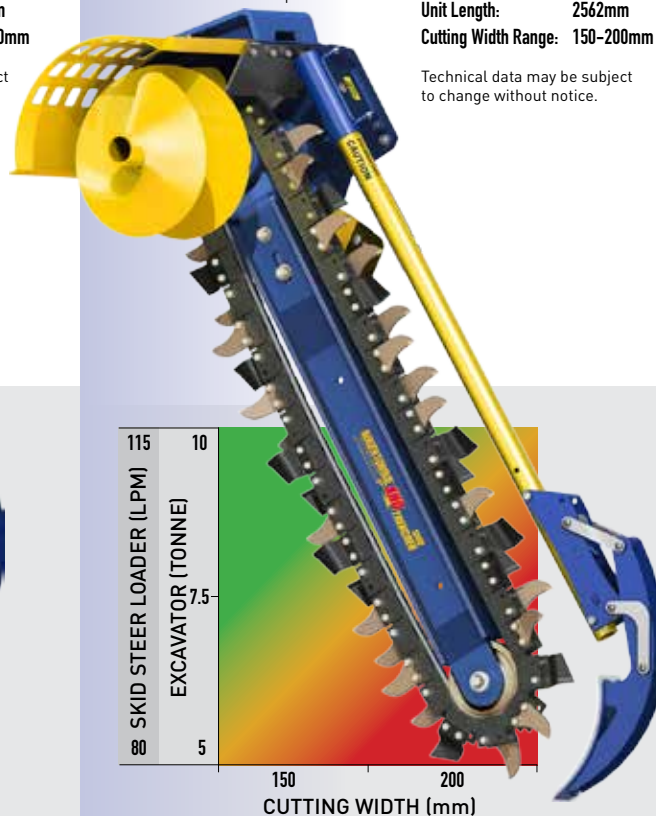
XHD TRENCHER 1500

EXCAVATORS 5 - 10 T & SKIDSTEER LOADERS

For Trenches
1000-1500mm Depth

Pressure: 180-240 Bar
Oil Flow Range: 80-115 lpm
Unit Width: 1018mm
Unit Height: 808mm
Unit Length: 2562mm
Cutting Width Range: 150-200mm

Technical data may be subject
to change without notice.



■ IDEALLY SUITED ■ SUITABLE ■ NOT SUITED

EARTH WEAR PARTS



Earth Tooth
Left Hand
44-3001



Earth Tooth
Right Hand
44-3002

TUNGSTEN WEAR PARTS



Tungsten Tooth
Left Hand
44-3003



Tungsten Tooth
Centre
44-3004




Tungsten Tooth
Right Hand
44-3005

BOOM SPARE PARTS

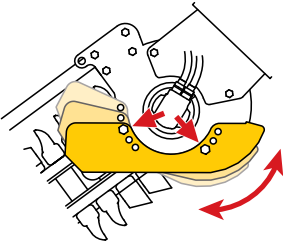


XHD Sprocket
43-1019

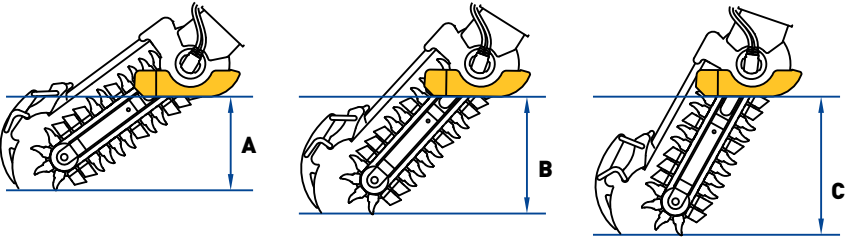


Nose Roller,
Bearing &
Circlip Kit
43-1900-KIT

TRENCH DEPTH CAPABILITY



Adjustable Depth-control Skid allows for 3 different depth settings



	DEPTH A	DEPTH B	DEPTH C
XHD 900	600mm	750mm	900mm
XHD 1200	800mm	1000mm	1200mm
XHD 1500	1000mm	1250mm	1500mm

MOUNTING HITCH OPTIONS

Three versions of mounting hitches are available;

SIDE SHIFT FRAME
For Skidsteer Loaders

MINI LOADER FRAME
for Mini Loaders

EXCAVATOR HITCH
Available in several pin sizes to fit most machines.

Pin diameter options
40mm 15-64000
45mm 15-64500
50mm 15-65000
55mm 15-65500
60mm 15-66000
65mm 15-66500

GROUND CONDITIONS

EARTH
Best suited to soft grounds like earth and clay.

COMBINATION
Best used in dry, hard or medium ground conditions.

TUNGSTEN
Best used in dry, hard ground conditions.

CHAIN OPTIONS

There are a choice of 3 chain options for each machine to allow for differing ground conditions. Check the chain widths available against Auger Torque charts, price lists and specifications.



CHAIN WIDTH OPTIONS

	150mm	200mm	250mm	300mm	350mm
XHD 900 Earth	44-3904	44-3907	44-3910	44-3913	44-3916
XHD 900 Combination	44-3905	44-3908	44-3911	44-3914	44-3917
XHD 900 Tungsten	44-3906	44-3909	44-3912	44-3915	44-3918
XHD 1200 Earth	44-3922	44-3925	44-3928	44-3931	-
XHD 1200 Combination	44-3923	44-3926	44-3929	44-3932	-
XHD 1200 Tungsten	44-3924	44-3927	44-3930	44-3933	-
XHD 1500 Earth	44-3937	44-3940	-	-	-
XHD 1500 Combination	44-3938	44-3941	-	-	-
XHD 1500 Tungsten	44-3939	44-3942	-	-	-



Aluminium Ramps

Auger Torque Aluminium Loading Ramps have long set the standard by which other ramps are judged.

With carrying capacities ranging from 1.5 to 8 tonnes, our ramps are overengineered to ensure they can safely accept steel or rubber tracks and pneumatic tyres. This means you no longer need to have individual ramps to cope with various means of traction. One set of Auger Torque Loading Ramps does it all.

We use only the highest grade alloy, ensuring that Auger Torque aluminium ramps will have a long and reliable service life.

All our ramps incorporate a unique design feature which prevents bottoming out when loading or unloading. All ramps are supplied with forged locking pins to ensure safe and secure attachment to the loading plate.

Made in Australia for Australian conditions, best ramps on the market – Now you're talking!



OPTIONS

	1.5 Tonne (2.8m)	3.0 Tonne (3.5m)	4.0 Tonne (3.5m)	4.0 Tonne (3.9m)	4.5 Tonne (3.5m)	4.5 Tonne (3.9m)	5.0 Tonne (3.5m)	6.0 Tonne (3.5m)	8.0 Tonne (3.5m)
Part No:	51-2909	51-2901	51-2902	51-2904	51-2903	51-2907	51-2905	51-2906	51-2908
Track Width:	280mm	325mm	350mm	350mm	425mm	425mm	470mm	500mm	500mm
Max Bed Height:	1m	1.2m	1.2m	1.4m	1.2m	1.4m	1.2m	1.2m	1.2m
Weight (per ramp):	24kg	30kg	36kg	40kg	40kg	47kg	49kg	55kg	68kg
Suitable for:	Steel Tracks, Rubber Tracks and Pneumatic Tyres	Steel Tracks, Rubber Tracks and Pneumatic Tyres	Steel Tracks, Rubber Tracks and Pneumatic Tyres	Steel Tracks, Rubber Tracks and Pneumatic Tyres	Steel Tracks, Rubber Tracks and Pneumatic Tyres	Steel Tracks, Rubber Tracks and Pneumatic Tyres	Steel Tracks, Rubber Tracks and Pneumatic Tyres	Steel Tracks, Rubber Tracks and Pneumatic Tyres	Steel Tracks, Rubber Tracks and Pneumatic Tyres

Skid Steer Loader Pallet Forks

Ideal for site locations where pallet handling is needed but the site is unmade or too rough for a fork lift truck.

FEATURES

- A range of tine options available up to 2000 Kg's
- Euro frame pickup option for tractors
- Fully adjustable tines with locking pins
- Tines are fixed at the top and heel preventing bouncing while carrying loads
- High visibility brick guard giving you good vision whilst loading and unloading - crucial in a safety conscious age
- Side step for easy entry and exit of the cab
- Can be disassembled and packed into a compact storage space when not in use



PALLET PF1500 FORKS

Weight Capacity:	1500kg
Tine Height:	550mm
Tine Width:	80mm
Tine Length:	1070mm
Tine Thickness:	40mm

MEDIUM CAPACITY PALLET FORKS

Assembled Height:	930mm
Assembled Width:	1185mm
Assembled Length:	1340mm
Kit Weight:	176kg

Technical data may be subject to change without notice.

PALLET PF1800 FORKS

Weight Capacity:	1800kg
Tine Height:	550mm
Tine Width:	100mm
Tine Length:	1220mm
Tine Thickness:	40mm

HIGH CAPACITY PALLET FORKS

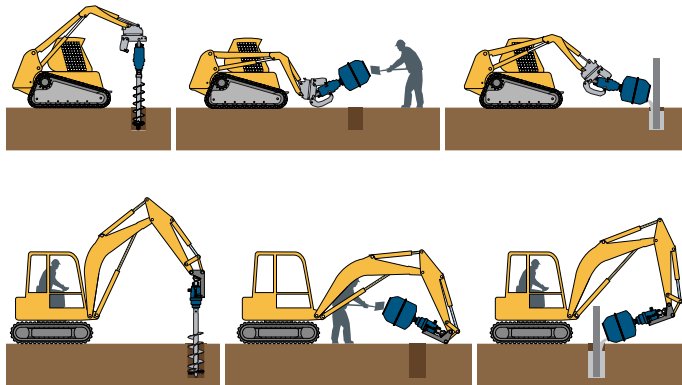
Assembled Height:	930mm
Assembled Width:	1185mm
Assembled Length:	1490mm
Kit Weight:	196kg

Technical data may be subject to change without notice.

Mixer Bowls

Available with a 180 Litre capacity, the Auger Torque Mixer Bowl attaches quickly and easily to our Earth Drills.

Mixing in inaccessible areas where stand alone machines are not practical has never been easier. Skidsteer and Excavator mount brackets are available. A Mixer Bowl is the perfect addition to our Mini Loader Earth Drill range.



Ideal for fencing contractors, with the aid of the Mixer Cradle Hitch the Auger can be quickly removed and the Mixer Bowl attached and locked in place with the standard Auger Pin. After the concrete has been laid the Auger can be replaced for the next post.

When used on Skidsteer machines the mixer bowl requires the use of a mixer cradle that is mounted easily to any of our Skidsteer loader frames.



MIXER CM 180 BOWL

**EXCAVATORS 1 - 8 TONNES,
MINI LOADERS &
SKID STEERS**

Machine Compatibility: X1500 - 7000MAX
Bowl Capacity: 180 Litres
Unit Depth: 690mm
Unit Diameter: 724mm
Unit Weight: 33kg

Technical data may be subject
to change without notice.



Hedge Trimmer

We are pleased to announce a new addition to our ever increasing line of high quality attachments. The Auger Torque T150 Hedge Trimmer.

The Auger Torque Hedge Trimmer is the perfect addition for excavators (1.5T - 8T) and Skidsteer loaders, and offers a variety of motor sizes to suit your application. The newly designed mounting frame allows you to quickly switch the Hedge Trimmer between the left and right hand side of the parent machine. When fitted to a Skid Steer, it can also be used to cut grass and brush. Attaching the optional tooth extension provides a full 2.5m cutting length. This is sure to make trimming more precise, efficient and will provide yet another way to expand the versatility of existing machines.

1m Extension

Extends cutting length to 2.5m



T150

Oil Pressure Range: 28-220 Bar
Oil Flow Range: 25-75 lpm
Suitable For: 1.5T - 8T Excavators
Skid Steer Loaders
Cutting Length: 1500mm
Max. Cutting Dia: 40mm
Unit Width: 1537mm
Unit Height: 292mm
Unit Depth: 357mm
Unit Weight: 69 kg
Hitch Options: Double Pin Hitch
Skid Steer Frame
Hoses Included: Yes

EXTENSION

Cutting Length: 1000mm
Unit Width: 1058mm
Unit Height: 120mm
Unit Depth: 217mm
Unit Weight: 26 kg

FEATURES

- Suits 1.5 to 8T excavators and Skid Steer Loaders
- Variety of motor sizes
- 1.5m cutting length
- 1m cutting extension (optional)
- Quickly switch between left and right side cutting
- Cut branches up to 40mm diameter
- Replaceable cutting teeth
- Neat and accurate cut
- High performance
- Extreme durability
- Low maintenance
- Hoses included
- Delivered ready to use



Stump Planers

Removal of tree stumps is a job which, at best, is noisy, messy and time consuming. Traditional methods of removal shower chippings over a wide area making clean up a time-consuming exercise.

With the Auger Torque Stump Planer, tree stumps are removed effortlessly and quietly and clean up time is reduced significantly.

The Auger Torque Stump Planer is the quick and easy attachment to any Earth Drill for the effective, clean removal of tree stumps of any size.

If you need to clear ground in preparation of works or earth drilling there is no better way to remove the remains of trees. Stump Planers are available in numerous sizes with a range of different hub options for different demands.

Quick and easy with minimal mess compared to traditional stump grinding makes this a must-have product for those working in ground preparation and woodland maintenance.



Hardened Steel blades



Hardened Steel pilot



Stability bars



STUMP SP250 PLANER

EXCAVATORS 1 - 5 TONNES & SKIDSTEERS

Earth Drill Compatibility: X2500 - 4500MAX
Diameter: 250mm
Length: 635mm
Hub Options: 65 Round
Unit Weight: 25 kg

Technical data may be subject
to change without notice.



The unique pilot engages with the top surface of the tree stump drawing the tool down allowing the blades to engage with a clean horizontal cut.

STUMP SP350 PLANER

EXCAVATORS 4.5 - 8 TONNES & HIGH FLOW SKIDSTEERS

Earth Drill Compatibility: 5500MAX - 8000MAX
Diameter: 350mm
Length: 675mm
Hub Options: 75 Square
Unit Weight: 33 kg

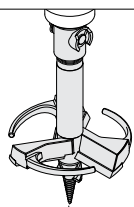
Technical data may be subject
to change without notice.



As the blades rotate they shave the wood into a tidy pile and pull the planer down further.




Stump removal is now a clean and quiet operation which can be performed quickly and efficiently by a single operator.



MULTI-PASS CUTTING PATTERN

Tackle very large tree stumps with ease by making multiple cuts in a spiral pattern, starting from the outside and working towards the centre.



When the planer has achieved a deep cut, reposition to overlap the first hole and repeat the process until all of the stump is removed.

Variable Mulcher

Whether you are tackling overgrown ditches, low level vegetation or whole tree removal, the Auger Torque Variable Mulcher attachments offer the ideal solution with perfect results.

Suitable for Excavators and Skidsteer Loaders, the Variable Mulcher provides a working width up to 1.5m, and has the unique feature of being able to change the whole tooth drum instead of individual teeth, saving a LOT of time in the process.

VM1000

Standard Gear Motor

Oil Pressure Range: 160-180 Bar

Oil Flow Range: 60-70 lpm

Suitable For: 5T - 10T Excavators
Skid Steer Loaders

Drum Cutting Width: 1000mm

Drum Speed: 2400rpm (machine dependant)

Max. Log Dia: 120mm

Unit Width: 1229mm

Unit Height: 529mm

Unit Depth: 794mm

Unit Weight: 400 kg

VM1500

Standard Piston Motor

Oil Pressure Range: 220-240 Bar

Oil Flow Range: 85-95 lpm

Suitable For: 10T - 15T Excavators
Skid Steer Loaders

Drum Cutting Width: 1500mm

Drum Speed: 2400rpm (machine dependant)

Max. Log Dia: 250mm

Unit Width: 1820mm

Unit Height: 953mm

Unit Depth: 994mm

Unit Weight: 800 kg



FEATURES

- Replaceable toothed cutting drum
- Working width options of 1m and 1.5m
- Heavy duty steel construction
- Hinged door for easy drum access
- High quality motor and hoses
- Easy access maintenance panels

APPLICATIONS

- Ground clearance
- Woodland pathway creation and maintenance
- Clear and maintain vegetation
- Tree and hedge trimming
- Mulch trees and hedges down to ground level
- Fire break creation



Notes

.....

.....

.....

.....

.....

.....

.....

.....

.....

.....

.....

.....

.....

.....

.....

Notes

.....

.....

.....

.....

.....

.....

.....

.....

.....

.....


.....

.....

.....

.....

.....





Auger Torque Australia Pty Ltd

122 Boundary Road, Rocklea, Queensland 4106, Australia

Phone: 13 22 12 International: +61 (0)7 3274 2077

Fax: +61 (0)7 3274 5077

Email: sales@augertorque.com.au

Connect with us via



augertorque.com

Products and specifications subject to change without prior notice.

Some products may not be available in your country or region.

AUGER TORQUE, SHOCK LOCK™, NDST™ and the AUGER TORQUE LOGO are trademarks of Auger Torque Australia Pty Ltd © 2019 Auger Torque Australia Pty Ltd. All Rights Reserved.

YOUR NEAREST DEALER IS

KINSHOFER

Auger Torque | A Kinshofer Company

99-97001 130120